

SCIENTIFIC FRAMEWORK OF HOMEOPATHY

Evidence Based Homeopathy

After 65th LMHI Congress - 2010

Editor: LMHI and ECH secretary for research Dr Michel Van Wassenhoven.

SUMMARY:

This booklet is aimed at considering all important aspects of the scientific framework of Homeopathic practice including ethical questions, evaluation of daily practice, looking at the level of scientific evidence of each of these aspects. The conclusions are that homeopathy has to stay in the framework of medical practice and it is even a necessity for public health. Of course more research is always necessary.

This booklet is a joint production of the Liga Medicorum Homeopathica Internationalis and of the European Committee for Homeopathy.



EVIDENCE BASED HOMEOPATHY NOVEMBER 2010

CONTENTS

Chapter I	: Introduction.....	page 3
Chapter II	: General framework and ethical aspect.....	page 4
Chapter III	: Framework of the practice	page 25
Chapter IV	: Meta-analyses – Systematic “Reviews”.....	page 32
Chapter V	: The results of ‘ECHO’	page 40
Chapter VI	: « Internal » evidence - Heuristic	page 49
Chapter VII	: The homeopathic medicine has a specific activity.	page 56
	Physics of homeopathic medicines	page 62
Chapter VIII	: Veterinary homeopathy	page 67
Chapter IX	: Questioning homeopathic medicines	page 70
Chapter X	: Homeopathy and epidemic diseases	page 75
General conclusions	:	page 83

CHAPTER I

Introduction

The aim of this booklet is the study of the current framework of the practice of homeopathy in the world. The scientific adequacy will be considered regarding the level of evidence currently available for each considered aspect.

What is a level of evidence?

Level of evidence :

- I = the existence of meta-analyses and/or systematic positive « reviews » of the literature.
- IIa = controlled multiplied experiments, randomised positive.
- IIb = some controlled experiments, randomised positive.
- IIIa = study with multiple cohorts positive.
- IIIb = study with some cohorts positive.
- IV = opinion of experts (clinical and daily cases)

The comparable Oxford university scale is divided into 5 levels in state of 4.

The use of homeopathic medicines is widely spread throughout the world population. In Europe and some other countries in the world, these medicines are submitted to a registration procedure (1) which guarantees an optimal pharmaceutical quality and safety for users.

A potential risk exists when these medicines are used without foregoing medical diagnosis. To minimize this risk it is essential to keep homeopathy within the framework of medical practice.

In several countries, a law on patients' rights has come into force. It means that the patients have the right to choose or to refuse a proposed treatment. Medical doctors cannot inform the patient correctly if they do not know all possible medical approaches. As such an ethical dilemma is created when the use of homeopathic medicines would be considered and Medical Doctors are not aware of the possible efficiency of homeopathic treatments.

It is essential for public health to formulate concrete answers to all these questions. This booklet is also aimed to help at the formulation of pragmatic solutions to these problems.

(1) European Directives 2001/83/EC (ex 92/74/EC), 2004/27/EC & 2001/82/EC (ex 92/74/EC), 2004/81/EC.

CHAPTER II

General framework and ethical point of view (2).

First part of chapter II

A. The place of the non-conventional medicine in our public health system.

> The **World** Health Organisation (**WHO**) concludes in a report of May 2005, concerning politics about traditional medicine in different countries (3), that traditional medicine (TM), all over the world, maintains its popularity. In addition, during the last 10 years the use of CAM (Complementary and Alternative Medicine) has increased in several countries. The safety of the use of these products, their quality control and their evaluation in term of efficacy, are priorities for the political authorities as well as for the population.

The WHO questioned their 191 members. 141 countries (74%) answered.

32% of these countries have developed a policy of health including TM/CAM.

56% stated that a policy concerning TM/CAM is in “construction”.

Only 5 countries developed this regularisation already before 1990.

28% have an adapted national program specific to TM/CAM

58% have put in place a national committee responsible for TM/CAM. In most cases this committee is part of the Health Department. 43% of these countries have established a committee of experts for TM/CAM.

A problem of harmonisation exists between the different countries. Major difficulties are the absence of a standardized educational programme for TM/CAM and a lack of experts on this matter. Countries are asking the support and advice of the WHO to develop a national policy concerning the regularisation of TM/CAM.

(2) Le Roux P, Van Wassenhoven M. Médecines non conventionnelles dans les institutions de soins? *Ethica Clinica* 2006 n°42.

(3) National policy on Traditional Medicine and Regulation of Herbal Medicines. Report of a WHO global survey. WHO 2005 Dr Xiaorui Zhang <http://www.who.int> ISBN 92 4 159323 7

Beijing Declaration

Adopted by the WHO Congress on Traditional Medicine, Beijing, China, 8 November 2008

Participants at the World Health Organization Congress on Traditional Medicine, meeting in Beijing this eighth day of November in the year two thousand and eight:

- Recalling the International Conference on Primary Health Care at Alma Ata thirty years ago and noting that people have the right and duty to participate individually and collectively in the planning and implementation of their health care, which may include access to traditional medicine;
- Recalling World Health Assembly resolutions promoting traditional medicine, including WHA56.31 on Traditional Medicine of May 2003;
- Noting that the term "traditional medicine" covers a wide variety of therapies and practices which may vary greatly from country to country and from region to region, and that traditional medicine may also be referred to as alternative or complementary medicine;
- Recognizing traditional medicine as one of the resources of primary health care services to increase availability and affordability and to contribute to improve health outcomes including those mentioned in the Millennium Development Goals;
- Recognizing that Member States have different domestic legislation, approaches, regulatory responsibilities and delivery models;
- Noting that progress in the field of traditional medicine has been obtained in a number of Member States through implementation of the WHO Traditional Medicine Strategy 2002-2005;
- Expressing the need for action and cooperation by the international community, governments, and health professionals and workers, to ensure proper use of traditional medicine as an important component contributing to the health of all people, in accordance with national capacity, priorities and relevant legislation;

In accordance with national capacities, priorities, relevant legislation and circumstances hereby make the following Declaration:

I. The knowledge of traditional medicine, treatments and practices should be respected, preserved, promoted and communicated widely and appropriately based on the circumstances in each country.

II. Governments have a responsibility for the health of their people and should formulate national policies, regulations and standards, as part of comprehensive national health systems to ensure appropriate, safe and effective use of traditional medicine.

III. Recognizing the progress of many governments to date in integrating traditional medicine into their national health systems, we call on those who have not yet done so to take action.

IV. Traditional medicine should be further developed based on research and innovation in line with the "Global strategy and plan of action on public health, innovation and intellectual property" adopted at the Sixty-first World Health Assembly in resolution WHA61.21 in 2008. Governments, international organizations and other stakeholders should collaborate in implementing the global strategy and plan of action.

V. Governments should establish systems for the qualification, accreditation or licensing of traditional medicine practitioners. Traditional medicine practitioners should upgrade their knowledge and skills based on national requirements.

VI. The communication between conventional and traditional medicine providers should be strengthened and appropriate training programmes be established for health professionals, medical students and relevant researchers.

At the sixty-second World Health Assembly of 22 May 2009 (WHA62.13 – Agenda item 12.4 about Traditional medicine) the WHO concluded as follow:

Having considered the report on primary health care, including health system strengthening (Document A62/8);

Recalling resolutions WHA22.54, WHA29.72, WHA30.49, WHA31.33, WHA40.33, WHA41.19, WHA42.43, WHA54.11, WHA56.31 and WHA61.21; Recalling the Declaration on Alma-Ata which states, inter alia, that “The people have the right and duty to participate individually and collectively in the planning and implementation of their health care” and “Primary health care relies, at local and referral levels, on health workers, including physicians, nurses, midwives, auxiliaries and community workers as applicable, as well as traditional practitioners as needed, suitably trained socially and technically to work as a health team and to respond to the expressed health needs of the community”;

Noting that the term “traditional medicine” covers a wide variety of therapies and practices which may vary from country to country and from region to region;

Recognizing “traditional medicine” as one of the resources of primary health care services that could contribute to improved health outcomes, including those in the Millennium Development Goals;

Recognizing that Member States have different domestic legislation, approaches, regulatory responsibilities and delivery models related to primary health care;

Noting the progress that many governments have made to include “traditional medicine” into their national health care;

Noting that progress in the field of “traditional medicine” has been achieved by a number of Member States through implementation of the WHO traditional medicine strategy 2002-2005 (Document WHO/EDM/TRM/2002);

Expressing the need for action and cooperation by the international community, governments and health professionals and workers, to ensure proper use of “traditional medicine” as an important component contributing to the health of all people, in accordance with national capacity, priorities and relevant legislation;

Noting that the WHO Congress on “Traditional Medicine” took place from 7 to 9 November 2008, in Beijing, China, and adopted the Beijing Declaration on “Traditional Medicine”;

Noting that African Traditional Medicine Day is commemorated annually on 31 August in order to raise awareness and the profile of “traditional medicine” in the African region, as well as to promote its integration into national health systems,

1. URGES Member States, in accordance with national capacities, priorities, relevant legislation and circumstance:
 - (1) to consider adopting and implementing the Beijing Declaration on Traditional Medicine in accordance with national capacities, priorities, relevant legislation and circumstances;
 - (2) to respect, preserve and widely communicate, as appropriate, the knowledge of traditional medicine, treatments and practices, appropriately based on the circumstances in each country, and on evidence of safety, efficacy and quality;
 - (3) to formulate national policies, regulations and standards, as part of comprehensive national health systems, to promote appropriate, safe and effective use of traditional medicine;
 - (4) to consider, where appropriate, including traditional medicine into their national health systems based on national capacities, priorities, relevant legislation and circumstances, and on evidence of safety, efficacy and quality;
 - (5) to further develop traditional medicine based on research and innovation, giving due consideration to the specific actions related to traditional medicine in the implementation of the Global strategy and plan of action on public health, innovation and intellectual property;

EVIDENCE BASED HOMEOPATHY NOVEMBER 2010

- (6) to consider, where appropriate, establishing systems for the qualification, accreditation or licensing of traditional medicine practitioners and to assist traditional medicine practitioners to upgrade their knowledge and skill in collaboration with relevant health providers, on the basis of traditions and customs of indigenous peoples and communities;
- (7) to consider strengthening communication between conventional and traditional medicine providers and, where appropriate, establishing appropriate training programmes with content related to traditional medicine for health professionals, medical students and relevant researchers;
- (8) to cooperate with other in sharing knowledge and practices of traditional medicine and exchanging training programmes on traditional medicine, consistent with national legislation and relevant international obligations;

2. REQUESTS the Director-General:

- (1) to provide support to Member States, as appropriate and upon request, in implementing the Beijing Declaration on Traditional Medicine;
- (2) to update the WHO traditional medicine strategy 2002-2005, based on countries' progress and current challenges in the field of traditional medicine;
- (3) to give due consideration to the specific actions related to traditional medicine in the implementation of the Global strategy and plan of action on public health, innovation and intellectual property and the WHO global strategy for prevention and control of non communicable diseases;
- (4) to continue providing policy guidance to countries on how to integrate traditional medicine into health systems, especially to promote, where appropriate, the use of traditional/indigenous medicine for primary health care, including disease prevention and health promotion, in line with evidence of safety, efficacy and quality taking into account the traditions and customs of indigenous peoples and communities;
- (5) to continue providing technical guidance to support countries in ensuring the safety, efficacy and quality of traditional medicine; considering the participation of peoples and communities and taking into account their traditions and customs;
- (6) to strengthen cooperation with WHO collaborating centres, research institutions and non governmental organizations in order to share evidence-based information taking into account the traditions and customs of indigenous peoples and communities; and to support training programmes for national capacity building in the field of traditional medicine.

Eighth plenary meeting, 22 May 2009
A62/VR/8

WHO Safety Issues in the Preparation of Homeopathic Medicines 2010

This official WHO booklet is considering the challenges of quality control and regulation of homeopathic medicines in the world. It can be asked at bookorder@who.int under ISBN number 978 92 4 159884 2 (NLM classification: WB 930).

It defines Homeopathy as one of the most commonly used form of herbal medicines. There is a large market for homeopathic products around the world. For example, in 2008, Australia spent 7.3 million US dollars on homeopathic medicines, France spent more than 408 million, Germany 346 million and the United Kingdom more than 62 million US dollars. In the United States, adults spent 2.9 billion US dollars on homeopathic products in 2007.

The use of homeopathic medicines has spread more and more, and nowadays it is widespread not only in the European region but also in south Asian countries and North and South American countries. With the worldwide increase in the use of homeopathic medicines and the rapid expansion of the global market, the safety and the quality of homeopathic medicines has become a major concern for health authorities, pharmaceutical industries and consumers. The safety of the homeopathic medicines largely depends on their quality. Requirements and methods for the quality control of finished homeopathic medicines are far more complex than for chemical drugs, particularly for the combined or mixed homeopathic medicines. Furthermore, the quality of the homeopathic medicines is influenced both by the quality of the procedure used during their production and the quality of the raw material. Products which meet high quality standards are needed to allow the patient to make safe use of the homeopathic medicines. Nowadays, this is more and more important because, as a consequence of market globalization, many of the raw materials and medicines used in the homeopathic systems come from different countries.

Adverse events occurring during homeopathic treatment are rarely attributed to homeopathic medicine itself. However, safety assessment should also consider possible impurities of the source material or contamination and failures of good manufacturing practice. Furthermore, because many homeopathic medicines can be purchased as non-prescription medicines in community pharmacies and health stores, without consultation with a healthcare provider, it has become increasingly important to provide sufficient and accessible information on such medicines. Although homeopathic medicines are generally assumed to be benign, the level of authorization, appropriate labelling and quality assurance should take into consideration its extensive use, also within vulnerable populations such as elderly, pregnant women and children.

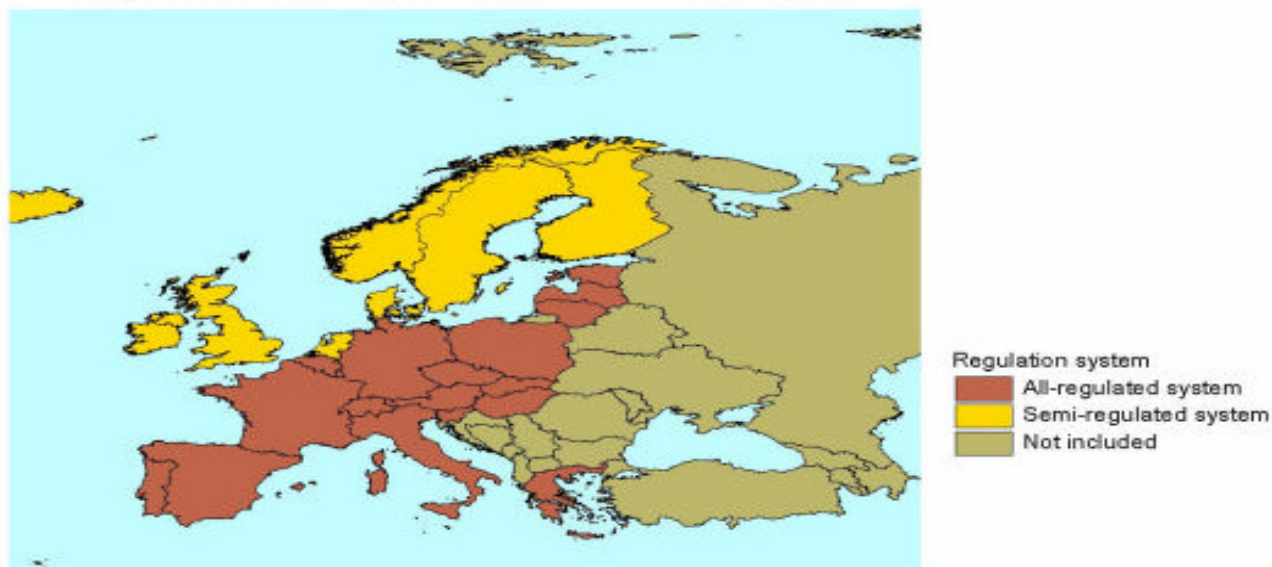
EVIDENCE BASED HOMEOPATHY NOVEMBER 2010

In **Europe** the report “Concerted Action for Complementary and Alternative Medicine (CAM) Assessment in the Cancer Field” (4) observed the same tendency concerning an increase in the use of CAM. This evolution goes on in different countries within different scientific frameworks. CAM would be understood as Non Conventional Medicine meaning that it is not yet part of a Convention in Medicine. This situation could evolve in the future.

Diagram 1: Regulation in European countries (CAM-CANCER report).

	« fully controlled systems » n=19	« partial controlled systems » n=10	
Countries	Austria, Belgium, Cyprus, Czech Republic, Estonia, France, Germany, Greece, Hungary, Latvia, Lithuania, Luxembourg, Italy, Poland, Portugal Spain, Slovenia, Slovakia, Switzerland,	Denmark, Finland, Iceland, Liechtenstein, Irland, Malta, The Netherlands, Norway, Sweden, UK	
Who is allowed to treat?	Statutorily regulated individuals.	Statutorily regulated individuals.	Everybody
Authorized Medical Activities:	-“risky” medical procedures -treating serious diseases -safe medical procedures -preventive/prophylaxis	-“risky” medical procedures -treating serious diseases -safe medical procedures -preventive/prophylaxis	-safe medical procedures -preventive/prophylaxis

Regulation systems in Europe



Jurisdictions, supervision and reimbursement status in the EEÅ area (Eu and EFTA) and Switzerland. CAM-CANCER project funded by the European Commission within the 5th Framework Programme “Quality of Life” 10-2005 <http://cam-cancer.org>

EVIDENCE BASED HOMEOPATHY NOVEMBER 2010

In 19 of the 29 European countries (Central – and South Europe) only the statutorily regulated individuals have the legal authorization to treat patients. In the 10 remaining countries (North – Europe) non-statutorily regulated individuals can offer care. In these countries several responsibilities stay in hands of medical doctors. The authorities control CAM practices by a “permit to practice”, a licence, a protected title or voluntary registration. A supervising commission is installed in these countries. This commission determines which type of CAM can be considered as “sound professional practice” when delivered by statutorily regulated individuals. The practice by statutorily regulated individuals is strictly limited in some countries whereas in other countries these statutorily regulated individuals can have a free, unlimited practice.

“Plants” and homeopathic medicines authorized on the market are controlled by specific European directives and these directives are implemented in national legislation.

How can we protect patients from treatment inadequacy? The best way would be the recognition of CAM treatments in an adequate and legal way but is it better to limit the practice of CAM to accredited persons (Central and South Europe) versus not accredited persons (Northern Europe)? Is the efficacy and quality of the CAM sufficiently verified in order to consider its introduction in the healthcare systems?

Table 2: regulated CAM in different European countries.

X: year of legalisation unknown.

Y: new law in preparations.

Countries	Regulating CAM providers by law								License	CAM Register
	No	Yes								
		Chiro- practices	Osteo- pathy	Napra- pathy	Homeo- Pathy	Acu- puncture	Naturo- -pathy	Phyto- therapy		
Austria	no									
Belgium		1999	1999		1999	1999				
Bulgaria					2005					
Cyprus		X	y			y				
Czech Republic					2002					
Estonia	no									
France	no									
Denmark		1992								2004
Finland		1994	1993	1994						
France			2002							
Germany									1939	
Greece					2010					
Hungary									1997	
Iceland		1990	2005							2005
Ireland	no									y
Italy		y								
Latvia (physicians)					x	x				
Liechtenstein		1985								

EVIDENCE BASED HOMEOPATHY NOVEMBER 2010

Lithuania (physicians)					x					
Luxembourg	no									
Malta		x	x			x				
The Netherlands	no									
Norway		1988								2004
Poland	no									
Portugal		2003	2003		2003	2003	2003	x		
Spain					2009					
Slovakia	no									
Slovenia	no									
Sweden		1989		1994						y
Switzerland		x	x						x	
UK		1994	1993		1950	y		y		x
Number	11	13	8	2	7	4	1	1	3	4

Teaching of homeopathy and use in hospitals in 22 European countries (5)

Austria :

Officially recognized diploma as an additional qualification (medical doctor / veterinary doctor qualified in homeopathy). Postgraduate education. Optional **introduction course** on CAM during basic education at the universities of Vienna, Innsbruck and Graz.

In 7 hospitals homeopathic care is possible on consultation.

Belgium :

Post-graduate **diploma** delivered by private schools. A National diploma exists delivered by the Homeopathic Faculty, grouping the different schools.

A compulsory optional **introduction course** at the University of Leuven (U.C.L.)

No official possibility for homeopathic care in hospitals but patient's rights include homeopathy as a possible patient choice in collaboration with the family medical doctor.

Bulgaria :

Postgraduate **diploma** in private schools recognized by the medical association.

No possibility of homeopathic care in hospitals.

Czech Republic:

Postgraduate **diploma** in private schools.

No possibility of homeopathic care in hospitals.

Denmark:

Education in private schools open for everybody (no former medical education required)

No possibility of homeopathic care in hospitals.

(5) ECH – Legal status of Homeopathy in Europe. Overview 2005 – updated 2010.

Finland :

Education in private schools, open for everybody (no foregoing medical education required)

No possibility of homeopathic care in hospitals.

France :

Officially recognized **diploma** as an additional qualification (medical doctor /veterinary doctor qualified in homeopathy). Post-graduate education at the universities in Aix-Marseille, Besançon, Lille, Paris-Bobigny, Bordeaux II, Limoges, Poitiers and Lyon. Private schools also exist

Optional **introduction course** of CAM during the basis education at some universities

In 2 hospitals patients can come for a homeopathic consultation: Hôpital St. Jacques en Hôpital St. Luc Paris.

Germany :

Officially recognized **diploma** as an additional qualification (medical doctor /veterinary doctor qualified in homeopathy). Post-graduate education at the universities of Berlin, Düsseldorf, Hannover, Heidelberg and Freiburg.

Private schools also exist

Compulsory optional **introduction course** of CAM during the basic education at some universities

In 1 hospital patients can come for a homeopathic consultation: 'Charité' hospital in Berlin.

Greece:

Postgraduate **diploma** in private schools and some universities.

No possibility of homeopathic care in hospitals.

Hungary :

Postgraduate **diploma** in private schools recognized by the medical chamber.

No possibility for homeopathic care in hospitals.

Ireland :

Postgraduate **diploma** in private schools, open for everybody (no foregoing medical education required).

No possibility for homeopathic care in hospitals.

Italy :

Officially recognized **diploma** as an additional qualification (medical doctor /veterinary doctor qualified in homeopathy). Post-graduate courses for medical doctors in Bologna, Roma, Siena (also dentists and pharmacists) Universities.

Postgraduate diploma in private schools for medical doctors, dentists, vet, pharmacists.

Postgraduate diploma organized by the Provincial Medical College in Reggio Calabria.

No possibility for homeopathic care in hospitals at this moment but announced..

Luxembourg :

Postgraduate **diploma** in private schools.

No possibility for homeopathic care in hospitals.

Netherlands:

Postgraduate **diploma** in private schools.

Optional **introduction course** of CAM during the basis education at some universities

No possibility for homeopathic care in hospitals.

Norway :

Education in private schools, open to everybody (no foregoing medical education required).

No possibility for homeopathic care in hospitals.

Poland :

Officially recognized **diploma** as an additional qualification (medical doctor /veterinary doctor qualified in homeopathy). Post-graduate education at 8 universities.

No possibility for homeopathic care in hospitals.

Portugal :

Postgraduate **diploma** in private schools.

No possibility for homeopathic care in hospitals.

Romania :

Officially recognized **diploma** as an additional qualification (medical doctor /veterinary doctor qualified in homeopathy). Post-graduate education at 8 universities.

Optional **introduction course** of CAM during the basis education at some private universities

No possibility for homeopathic care in hospitals.

Slovenia :

Postgraduate education at the private school of the Slovenian Homeopathic Society accredited by ECH.

No possibility for homeopathic care in hospitals.

Spain :

Officially recognized **diploma** as an additional qualification (medical doctor /veterinary doctor qualified in homeopathy). Post-graduate education at the universities of Sevilla, Murcia and Barcelona.

Optional **introduction course** of CAM during the basis education at some universities

No possibility for homeopathic care in hospitals.

Sweden :

Education in private schools open for everybody (no foregoing medical education required).

No possibility for homeopathic care in hospitals.

Switzerland :

Postgraduate **diploma** in private schools. At the university of Bern education in CAM is available.

*Homeopathic care only in **private hospitals**.*

Great - Britain :

Officially recognized **diploma** as an additional qualification (medical doctor /veterinary doctor qualified in homeopathy). The official recognized “Faculty of Homeopathy” delivers the diplomas. Postgraduate education in private schools, open for everybody. Optional **introduction course** of CAM during the basis education at some universities
In 5 hospitals homeopathic consultations are possible: London, Liverpool, Bristol, Tunbridge Wells and Glasgow.

Homeopathy in intensive care and emergency services: Recent publications show the benefit of homeopathy in hospitals but also in emergency services for patients in critical state (6,7,8,9,9a). The authors suggest the development of algorithms including homeopathy allowing quick and adequate reactions for these patients.

The place of Homeopathy in INDIA.: Homeopathy is available for patients in 230 hospitals (10.851 beds) and 5.836 dispensaries. 217.850 practitioners are officially registered. 216 colleges are teaching homeopathy.

The place of CAM in the U.S.A.: The Consortium of the Academic Health Centres (7) integrate CAM in **30 university medical centres**. As in Great-Britain the concept of “integrated” medicine predominates. All possible treatments must be offered to the patient. This attitude is based on the results of intensive scientific research on CAM Until now the results are very hopeful for homeopathy.

Summary of first part:

In the World, the use of homeopathy has increased in a lot of countries. In Europe, homeopathy, as other CAM, is already partly regulated. Homeopathy is integrated in 6 of the 22 countries. Medical students get familiar with CAM by an introduction course in 9 of the 22 countries. A postgraduate diploma in homeopathy is recognized in 18 of the 22 countries. Despite the interest there are still some queries outstanding before considering full integration in all countries. Part 2 will study the reasons for this reservation.

(6) Oberbaum M et al. (2005). Homeopathy in emergency medicine. Wiener Medizinische Wochenschrift, 155:491-7. // Frass M et al. (2005). Adjunctive homeopathic treatment in patients with severe sepsis: a randomized, double blind, placebo-controlled trial in a intensive care unit. *Homeopathy*, 94:75-80. //

(7) Frass M et al. (2005). Influence of potassium dichromate on tracheal secretions in critically ill patients. *Chest*, 127:936-41.

(8) Marques Arpa A (LMHI 2008). Arnica in sepsis: Clinical cases at the Intensive Care Unit with Complementary Homeopathic Treatment.

(9) Teixeira MZ, Leal SM, Ceschin VMFA. Homeopathic practice in Intensive Care Units: objective semiology, symptom selection and a series of sepsis cases. *Homeopathy*. 2008;97:206-213.

(9a) Cupera J. Homeopathy at Intensive Care Unit – Case reports of Pyrogenium in Sepsis. Proceedings 64th LMHI Congress Poland.

(10) <http://www.imconsortium.org>

Second part of chapter II

Arguments in relation to the reservation against CAM in general and homeopathy in particular.

We know that in some European countries integration of homeopathy in the health service, even at University hospitals, is already accomplished. Nevertheless, some people resist this integration.

The conventional pharmaceutical industry, with its enormous financial power, does not like the development of “other” medical medicines that could be an alternative for their market. This resistance is not really structured but competition is always a problem and if there is some opportunity to limit the action field of the “others” they will not hesitate to use it.

The “rationalists” are not so numerous but very well organised and very influential on the mass media. One single argument is sufficient to condemn everything they do not accept: *“it is simply impossible that something would exist out of their rational way of thinking”*.

Scientific doubt is rejected. Scientific facts, that do not find an explanation within their paradigm, are a priori false. *“Somewhere there must be an error”*. This “rational world” is based on, and limited to, the molecular paradigm which is part of molecular biology. Outside this scientific paradigm nothing can exist. However, other intercellular communication means do exist: Biophotons (11) and biophonons (12) have been identified; they are activated by the communications between cells and molecules. There is also the molecular print in a solvent (13) these facts are not explicable by the molecular biology. Even effects of hormones cannot be explained only by the molecular theory because the amount of molecules is insufficient to explain the amount of activated cells receptors; therefore the so called “amplification” phenomenon must be developed.

(11) Popp: Electromagnetic Bio-information” edited by Urban and Schwarzenberg in 1989

(12) Frohlich : existence of coherent longitudinal electromagnetic waves of low energy ($h\nu \leq kT$) in living organisms.

(13) Rey L.R., Thermoluminescence of ultra-high dilutions of lithium chloride and sodium chloride, Physica A, 2003, 323 : 67-74.// Rey L.R., Glimpses into the physical behaviour of ultra-high dilutions, LMHI 2008.

As such, the major reason for refusal of scientific research in the field of homeopathy is a theoretical reticence. Research is not necessary because the observed effects cannot fully match the molecular paradigm and its investigations' methods. Therefore possible cures with homeopathy must all be due to the placebo effect associated with psychological influences (believing) and even spontaneous healing. Of course this position forgets the results achieved on animals and children and that a great majority of the delivered medicines are on "molecular level". As an example of this position, we can consider a publication in "The Lancet" (14), in fact a scientific fraud (15-16), but such publication based on manipulation of facts would be sufficient to justify the placebo theory and refusal of further research into homeopathy. By redoing this statistical exercise, it was possible to confirm the fraud and to conclude that the conclusions of this publication must have been written before looking at the facts. The authors used a new mathematic model for literature analysis that could confirm these conclusions. Unfortunately, the strict application of this new method came to a conclusion they did not desire, namely homeopathy is efficient in certain areas. The authors preferred to avoid these results and to quote only some negative results in accordance with the "a priori" decided conclusions. The redaction committee of "The Lancet" were very interested in the negative conclusions and the impact such publication could have in the mass media and did not scrutinize enough the content of this paper.

The Royal Academy of Medicine in Belgium recognized in 2009 that the conclusion of "The Lancet" editorial ("Homeopathy is a placebo") cannot be sustained from this publication (see further).

In fact this is a war between two different paradigms. The dominant paradigm must explain everything and if something cannot be totally explained by this dominant paradigm, it will be considered as artefact. However, new paradigms exist and could explain other facts. As example, *the paradigm of information* does not "eliminate" the *molecular paradigm*, it is an additional paradigm that can explain some facts that the molecular paradigm does not explain at all.

(14) Shang A, Huwiler-Müntener K, Nartey L, Jüni P, Dörig S, Sterne JAC, Egger M. Are the clinical effects of homeopathy placebo effects? Comparative study of placebo-controlled trials of homeopathy and allopathy. *Lancet* 2005;366:726-32

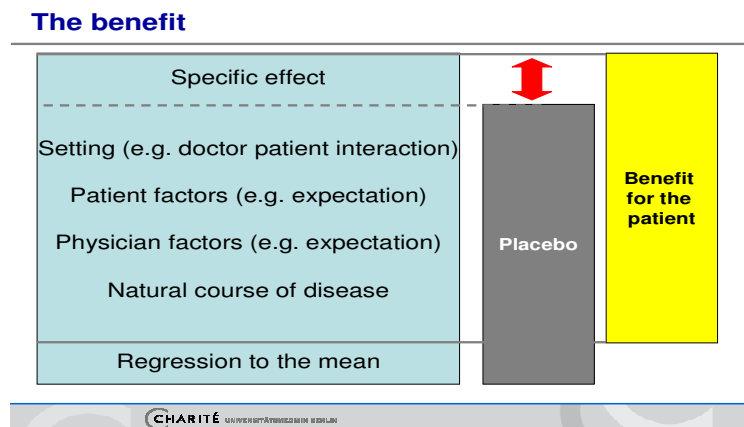
(15) Lüdtker R, Rutten AL. The conclusions on the effectiveness of homeopathy highly depend on the set of analyzed trials. *J Clin Epidemiol.* 2008;61:1197-1204. Doi: 10.1016/j.jclinepi.2008.06.015

(16) Rutten ALB, Stolper CF. The 2005 meta-analysis of homeopathy: the importance of post-publication data. *Homeopathy* 2008;97:169-177.

We will not minimize the importance of the unspecific effects in each medical approach. A placebo has been defined as "a substance or procedure ... that is objectively without specific activity for the condition being treated". Under this definition, a wide variety of things can be placebos and exhibit a placebo effect. Pharmacological substances administered through any means can act as placebos, including pills, creams, inhalants, and injections. Medical devices such as ultrasound can act as placebos. Sham surgery, sham electrodes implanted in the brain and sham acupuncture, either with sham needles or on fake acupuncture point, have all exhibited placebo effects. The physician has even been called a placebo; a study found that patient recovery can be increased by words that suggest the patient "would be better in a few days", and if the patient is given treatment, that "the treatment would certainly make him better" rather than negative words such as "I am not sure that the treatment I am going to give you will have an effect". The placebo effect may be a component of pharmacological therapies: pain killing and anxiety reducing drugs that are infused secretly without an individual's knowledge are less effective than when a patient knows they are receiving them. Likewise, the effects of stimulation from implanted electrodes in the brains of those with advanced Parkinson's disease are greater when they are aware they are receiving this stimulation.

The placebo effect has been controversial throughout history. Notable medical organizations have endorsed it, but in 1903 Richard Cabot concluded that it should be avoided because it is deceptive. Newman points out the "placebo paradox", - it may be unethical to use a placebo, but also unethical "not to use something that heals". He suggests to solve this dilemma by appropriating the meaning response in medicine, that is make use of the placebo effect, as long as the "one administering ... is honest, open, and believes in its potential healing power." David H. Newman. *Hippocrates' Shadow*. Scribner (2008). p. 134-159. [ISBN 1-4165-5153-0](https://www.amazon.com/Hippocrates-Shadow-David-H-Newman/dp/1416551530).

Professor Dr Claudia M. Witt (MBA. Institute for Social Medicine, Epidemiology and Health Economics/ Charité University Medical Center Berlin/ www.charite.de/cam) presented at the 63rd LMHI congress (2008) a communication on research in homeopathy. This research is aimed at isolating the specific effects of the homeopathic medicines from the other effects of the medical approach of a patient.



The hypothesis that “the placebo effects, during placebo-controlled clinical trials of individualized homeopathy are higher than in conventional medicine” was scrutinized in a systematic literature analysis in 2010*. The results were that in 13 matched sets the placebo effect in homeopathic trials was larger than the average placebo effect of the conventional trials, in 12 matched sets it was lower. Additionally, no subgroup analysis yielded any significant difference. As such placebo effects in Randomized Controlled Trials on classical homeopathy did not appear larger than placebo effect in conventional medicine.

Another problem is that common medical doctors, especially specialists, are not interested in other medical approaches. They know very well what they are doing every day; they are satisfied with the results obtained in a majority of their patients and do not need something else so far from their daily practice. They are only interested in more research and information about improvement of their actual practice. If some patients are not ameliorated by, or do not tolerate the proposed treatment, they are classified as “difficult”, “untreatable” patients. The therapy will not be questioned and research on other approaches will not be considered. They are not “against” homeopathy but why would they encourage better studies on a medical approach they do not know?

* T.Nuhn, R.Lüdtke, M.Geraedts. Placebo effect sizes in homeopathic compared to conventional drugs – a systematic review of randomized controlled trials. *Homeopathy* (2010) 99, 76-82.

Third part of chapter II

Ethical aspects

The Position of Ethics.

Two fundamental rights must be taken into account: the therapeutic freedom for therapists and the freedom of choice of therapy for the patient.

1. the bio-ethic of the 21st century and her sources:

It is good to mention some existing important ethical lines and their applications in the field of alternative medicine. If we consider the actual medical ethic, one can observe that there is a tendency to go further than the oath of Hippocrates, just because the ethic is taking into account technical and human complexity. So medical ethics is in permanent mutation and permanently questioned.

a. Appearance of the medical techno-science.

In the context of the medical technology, especially in the fields of research connected with human life, the bio-ethic is concerned. Science can not remain morally neutral.

b. The role of the concept “scientism” in the actual way of thinking:

3 important steps are distinguished by A. Comte in the evolution of a human being.

1. the theological step: humans cannot explain understandable phenomenon by religion.
2. the metaphysical step: the appearance of abstract entities.
3. the step of the positivism.

Phenomenon's are connected to laws. (Constant relation between phenomenon's).

In the positivist attitude, science becomes the foundation of the individual and social life. The moral conscience is obliged to evolve as quickly as the evolution of the science as consequence of this positivist attitude. The result is an ethical revolution. Trying to define the actual concept “moral”, a possible approach can be in connection with his hereditary nature: the moral conscience is the result of the heritage of the human feelings (example: compassion, devotion). Thus the “moral” is the result of the sociobiological evolution we transmit. This approach of the terminology “moral” can be confirmed by the inability of the human being to make a final law about human rights. It is necessary to consider an evolving bio-ethic, based on the evolution of the nature of the human being.

Where would we situate homeopathy and CAM in this context?

Using the positivist attitude, homeopathy is based on the fact that it is a fully experimental science. But homeopathy exceeds this positivist attitude, keeping a “metaphysical” aspect. The homeopathic phenomena are only linked to the natural right.

c. Positivism.

Conventional medicine is based on scientism. It is important to underline that the representatives of this conventional science determine laws, allocations of budgets and the composition of the ethical committees. The National Ethical Committee is composed and directed by researchers who are at the same time judge and jury! Therefore we can understand that political action is based on ethical orientations submitted to the rules of the dominant science paradigm. Orientations are decided not only by a compromise between individuals but also by a social consensus. The actual ethic is indeed accepted by the majority of the people but it is not based on the individual rights of every human being. In this way it is immediately submitted to the legislative power.

The actual ethic is based on 2 principles:

- 1) Difference between *the ethic of conviction* and *the ethic of responsibility* (Theory of Weber)
- 2) Discussions as empirical tool to come to a consensus.

The ethic of conviction is based on the principles of the metaphysics and religion. On the other hand, the ethic of responsibility disregards these principles. The ethic of responsibility is more adapted to a rational approach of the problems caused by the progress of the medical research. When formulating a law, a consensus can be reached by discussion. Society confirms the accepted laws. These laws are the result of a dialogue based on the expression of all opinions above all convictions. References to “truths” or to the “absolute” must be avoided because interaction would not be possible anymore. It may become clear that the moralistic philosophy and the positive right have different subjects and methods. The positive right covers the practice, protects persons and punishes infringements: at this level a minimal consensus will be sufficient.

d. Access to the metaphysical dimension of the human being.

It allows describing the limits of positivism. Therefore it is necessary to look at the relation between the positive and metaphysical sciences. Agnosticism and Progress ideology (amelioration of mankind and well-being) dominate our actual society.

- A human being is unique and sensitive;
- A duality in science could exist: science can explain the universe but who explains science?
- Certainly there is a relation between science and spirit.

Positive sciences should only be an instrument. A human being uses this instrument, but should not be enslaved to it. Natural sciences show us how deeply we are anchored to the very depths of nature. These sciences teach us to know our impact and our responsibility to nature; a human being creates science but goes beyond this science by his spirit.

This last approach may be considered as individualistic and keeps no account with the social responsibility which is, as we have already seen, totally different. Must we accept to go on with the split between the social and individual ethic?

Because of the evolution of quantum physics, we know that homeopathy and the other CAM are not considered science as the other sciences are. In this connection we have an ethical problem. The individual approach dominates in homeopathy but the social responsibility of the medical doctor homeopath is the same as of every other medical doctor.

2. The bio-ethic and its most important currents.

The most common definition of the bio-ethic could be formulated as following “*science of morals*”. This definition is confusing because the reason for the existence of ethics is not scientific. All bio-ethical problems such as research on embryos and euthanasia divide our conscience. These problems also penetrate the field of contemporary homeopathy.

Let us reflect the origin of the word “ethic”, originated from the Greek word “ethos” (“*safe home*”). Referring to this source, one finds that ethics is neither a matter of arguments, nor of concepts. Ethics is more a state of mind, a way of being in the presence of the pain appearing on the face of another. Emmanuel Levinas defines pain as “*the impossibility of finding a safe home*”. So, it should be logical to consider ethical, all actions done with the expectation to make the world more liveable. Homeopathic medicine and CAM, like the whole humanistic world, is par excellence a medicine of hospitality, listening to the patient with the purpose of enlightenment of the pain by offering him a new “safe home”.

It is interesting, in accordance with the discussions going on at this moment at international level about the factor “health”, to explain two dominant ethical sensitivities:

- the first one is the “*utilitarian ethic*” predominant in the Anglo- Saxon world.
- the second one is the “*deontological*” inspires more the continental way of thinking.

We will place homeopathy and other CAM therapies in relation to the problems encountered concerning the national diversity of the concept of philosophy.

A. The utilitarian Ethic.

The emphasis is put on the “utility” of each action for “the highest happiness for the most possible number of people”. The utilitarian concept evaluates the moral value of an action to its consequences (not the intentions but the consequences count). The founder (Bentham) of the utilitarian ethic said: *«good is what is good for me without harming the other»*. The utilitarian ethic is also called *« naturalistic »*: namely acting according to good is acting respecting the gifts of nature to us.

It is a philosophy proclaiming the “doctrine of enjoyment” and as such including the free transactions between persons under the form of a contract. The problem of a woman carrying a child for another woman or the selling of cosmetics is illustrative: why forbid when everybody enjoys it?

B. The Ethic of the Deontology.

The deontological ethic (“Deon”= Greek = what is necessary to do) is not based on the right of enjoyment but on the duty to the respect for the other person. Here one could say that it is a “*person-bound*” ethic. Kant is the symbolic person for this movement. Not only are the consequences of an action important but also the intentions preceding our behaviour. *“Act in a way you should treat humanity as well as you would yourself and the other; always and at the same time as an aim and never only as a tool”*. We cannot accept a world where people consider their body as a business.

C. Applications to Homeopathy.

Homeopathy was the object of so much scepticism in the 20th century. This is mainly because of the fact that it is integrating science and “non scientific” knowledge. They seem to leave the framework of the positivist medicine. To integrate homeopathy in our health service, they have to be in harmony on the ethical level. Ethical questions, typical for complementary and alternative medicine must be considered. What is needed to integrate them safely into the existing health system, offering patients and medical doctors a free choice of therapy?

a. Developing at European Union level, and in the world, legislation allowing the integration of CAM in the health services.

The integration of the practice of CAM and homeopathy in free medical practice and in the structures of hospitals is necessary. It is a matter of social and ethical good sense. For medical doctors, the social and collective responsibility is also linked to their deontological responsibility. By integration, it will be ethically possible to offer patients more medical approaches respecting freedom of choice even when s/he moves from one country to another.

b. CAM therapies have their own fields of action and indications and are not allowed to replace the conventional medicine with its specific indications.

It is necessary to define the indications for CAM; homeopathy and some CAM therapies are curative in certain clinical situations. In some pathology, scientific studies showed positive results. On the other hand, their application may not be indicated in other specific situations and modern technology would be preferred in order to help the patient.

c. Problems related to life.

A medical doctor will be consulted regularly for problems related to “life”. The medical doctor, having at his/her disposal complementary and alternative therapies, is more able to advise the patient about a medicine respecting natural rights. His advice can be an element for discussion in regard to a heavy technical intervention. On the other hand there must be a deontological ethic to this advice evaluating also what may be the consequence of this decision for the well being of the patient.

d. The freedom of choice for the patient as well for the physician.

This is a fundamental right, based on clear and unbiased information which a medical doctor can give to a patient. At this level the education of a medical doctor in conventional as well as in alternative medicine is necessary. After a medical diagnosis it will be possible, for this medical doctor, to offer his patient different possible available treatments. The patient can make his/her choice when s/he is well informed. When the physician has to make this choice, he has to consider all ethical aspects as well as the methods he considers using for treatment.

e. Homeopathic medicines.

Homeopathic medicines have very precise indications. Their action is proved by research and validated clinical trials (see further). Homeopathy is an experimental science, based on clinical research and verification. On the other hand, research gets only little support at the national level as well as the European or intercontinental authorities. CAM and especially homeopathy ask for validation and financial support by the authorised authorities so that from an ethical point of view the user of these products can get guarantees about safety and efficacy.

In conclusion:

Looking towards a more humanistic medicine, in contrast with a very technically and over specialized medicine, the reconciliation between scientific progress and respect for the human person must be a priority.

Therapies like homeopathy have several indications in the field of chronic as well as in the field of acute diseases; even within very extreme situations (comatose patients) as we may see in intensive care units, homeopathy can help patients.

For the well-being of everybody, the development of research within homeopathy is necessary; funding it, in a correct way, is needed as is a good education in Medicine and in homeopathy for the physicians using homeopathy.

The patient becomes impatient.

When everything is regulated, a free choice for the patient and the medical doctor will be possible. Efficient results and the amelioration of a patient's health and welfare will be guaranteed.

Some ethical references:

Kant : "Vers la paix perpétuelle" GFp93

Kant E: "Fondements de la métaphysique des mœurs " Editions Delagrave .1957 P87

LE COZ Pierre" Ethique et éthiques " Forum EEM Septembre 2002

BLONDEL M "L'action et la pensée "T1/2 Paris .1948-1954

COMTE Auguste: Traité de philosophie Plon 1987

DELAISI de PERCEVAL G ."Le magasin des enfants" Editions F.Bourin`

CHAPTER III

Framework of the practice: Belgium (Europe) as example.

More than 22% of the family doctors prescribe homeopathic medication more or less on a regular basis. 3% of them prescribe homeopathy as a first choice.

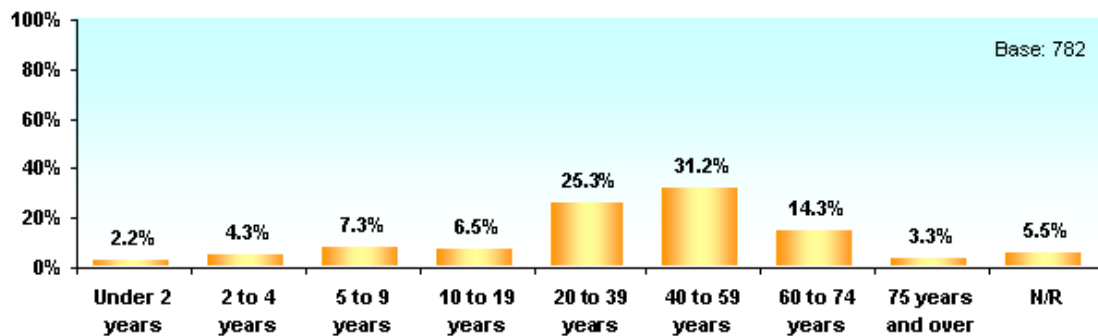
The profile of the medical doctor homeopaths, members of a Union shows that a majority (87%) are first line Medical Doctors. There is also a broad use of homeopathy by vets and dentists. Pharmacists are more and more longing for knowledge on homeopathic preparation and how to advice homeopathy.

The reasons why patients ask for a homeopathic treatment are very various and are certainly not limited to “easy to cure” indications.

Inquiry of 6000 persons, representative of the Belgium population, 45% use homeopathy. 17% for grave and chronic illness, 17% for specific diseases like allergic conditions, 7% due to inefficacy of conventional treatments and 3% because intolerance to some conventional drugs.

All ages are represented, from paediatrics to 75+. The group above the 55+ is considered to be the most expensive for the budget of the National Health Service.

3.1.2 Age group overall



The demand and delivery of the medication in the pharmacy was also scrutinized in the same inquiry. Auto-medication covers 15% of the demand; the physicians (prescriptions) are responsible for 44% and the pharmacists’ advice covers 30%.

One may conclude that the use of homeopathic medication is widespread (even more than expected including self medication and pharmacists' advice).

Within the framework of the complementary insurance, reimbursement of prescribed homeopathic medicinal products is possible from 25% to 50% of the price.

Several inquiries on medical doctor homeopaths show that most of them prescribe homeopathy within the framework of first line medicine.

Every MD receives, yearly, his individual profile of prescriptions of **medical imaging** and **clinical biology** from the National Institute of Health. This profile allows us to make a comparison between the profile of MD homeopaths and all other physicians.

52% of the accredited GP homeopaths sent their profile. The values of the consecutive years were put together and a year average calculated.

The year average of patient contacts was 2.415. 34% of the Belgium physicians have fewer consultations. 66% have more consultations.

If we consider the average amount paid back by the insurance for each individual patient contact concerning **medical imaging**, the value for this group is 2.6 meaning that only 26% of the Belgian physicians cost less. 74% of the physicians cost more than the group of homeopathic physicians.

If we consider the total amount of yearly prescriptions of **clinical biology**, of MD homeopaths the worth is 2,9 meaning that 29% of the Belgian physicians prescribe less, 71% prescribes more. The average number of requested analyses for each prescription is higher under the MD homeopaths in comparison to the average of Belgian physicians (worth 3,7). MD homeopaths are prescribing more complete biological evaluation than the MDs but in a lower frequency. This means that concerning **the total amount of demanded medical analyses**, 37% of the physicians prescribe less than the MD homeopaths, 63% more.

If we consider **the average amount paid back by the insurance on each individual patient contact** (if we should have the same number of yearly consultations) concerning **clinical biology** the value by patient contact is 4,8 meaning that 48% of the Belgium physicians cost less, 52% more.

This confirms that the specific medical act of the homeopathic physicians creates no particular problems for social insurance. **If the costs of the clinical biology are added to the costs of the consultations the total amount for the homeopathic group situates itself at the value of 3,3 meaning that 33% of the Belgian physicians cost less, 67% cost more to the national insurance service.**

More information would be needed about the profile of the patients consulting a homeopathic physician, in comparison with the profile of patients consulting conventional physicians. If the practice of a homeopathic physician were completely different from the conventional one, an extrapolation could indeed have been biased. The same problem exists if the patients consult also, on a regular basis, conventional physicians for supplementary analysis. In fact, we are already sure that it is not the case, 50% of patients are asking for a Global Medical File (inscription) by a MD homeopath.

CONCLUSIONS:

- [The practice of homeopathic doctors is part of the framework of medical practice.](#) Clinical biology and medical imaging are used when necessary.
- [No abnormalities are found concerning insufficient or exaggerated prescription profiles.](#) The profiles of MD homeopaths are similar in comparison with the conventional colleagues.
- [No significant difference in the prescriptions of clinical biology and medical imaging](#) prescribed by MD homeopaths in comparison with the conventional colleagues.
- The [biological analyses](#) of the homeopathic physician are [more complete and extensive.](#)

Comparison of the prescription of medicines costs at each consultation.

For GPs the cost of the prescription at each consultation is about **27 €**.

GP homeopaths prescribe, at each consultation, conventional medication for about **12 €**.

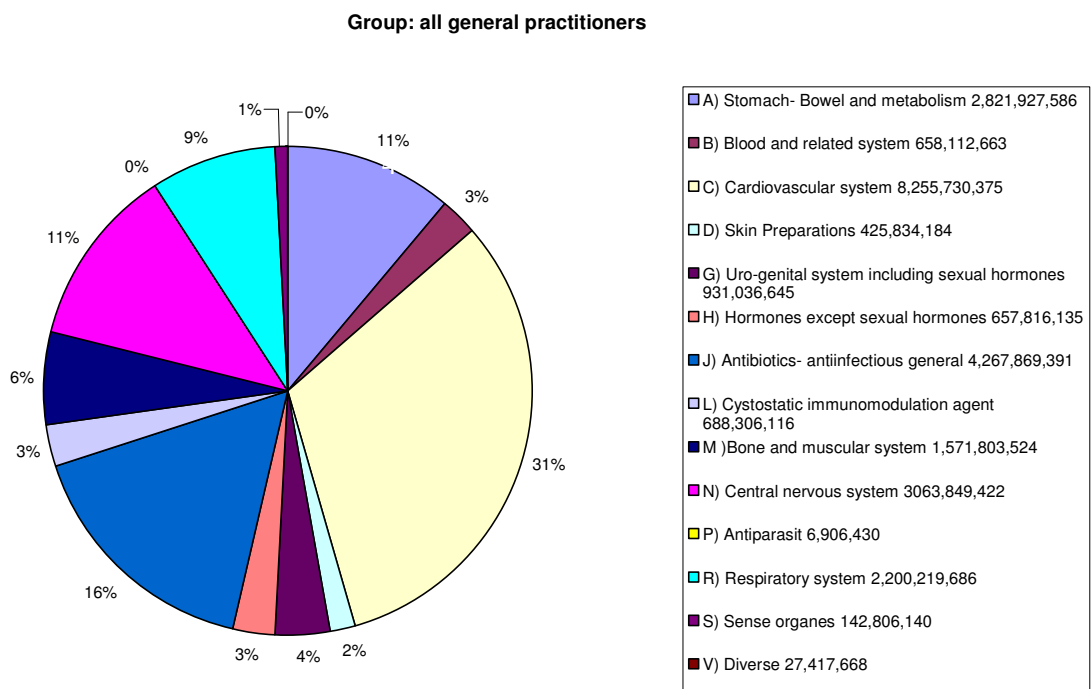
The amount of patient contacts of MD homeopaths is based on the reimbursed consultations by the National Institute of Insurance Service (INAMI). A lot of patients are insured through private insurance companies and as such are not counted as patient contact but supply of medicines is counted. Therefore, the real number for consultations is higher and the real cost for each consultation must be corrected to **9,85 €** per patient contact.

Some could say that this difference exists because the homeopathic medical doctor treats less severe ailments. But, we saw before that a homeopathic doctor treats chronic and severe diseases. This fact can be confirmed by studying the volume of prescriptions at each consultation. In this case we can see that this volume is 50% lower for the homeopathic M.D. compared to conventional doctors.

Comparison between medicinal products.

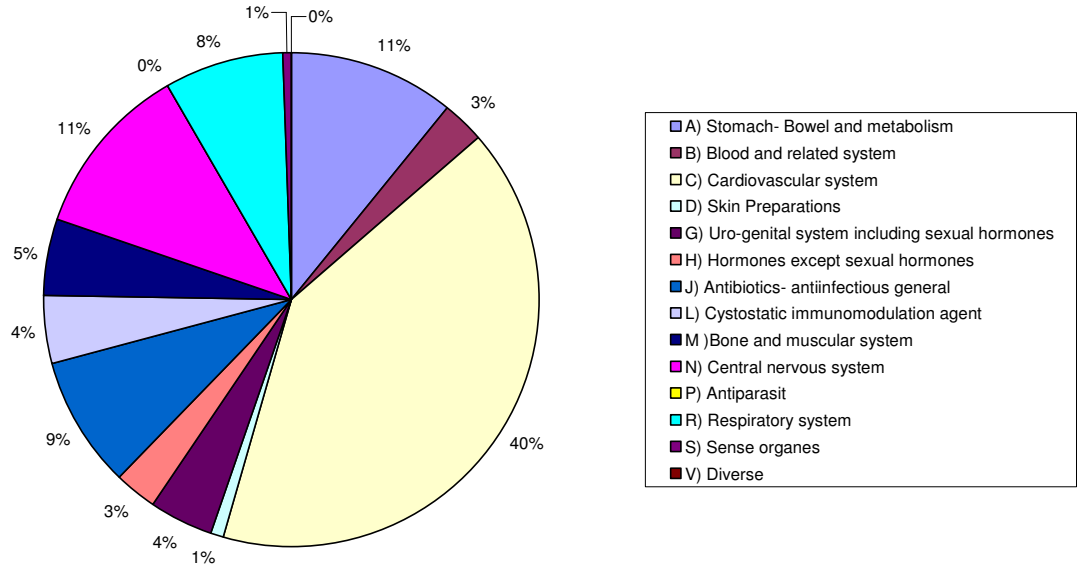
The 2 following tables show clearly that the homeopathic physicians prescribe relatively more conventional remedies linked to blood and cardio-vascular problems in comparison with all medical GP's.

On the other hand, MD homeopaths prescribe less in other sectors, such as NSAI and antibiotics. Here a difference of 50% is remarkable.

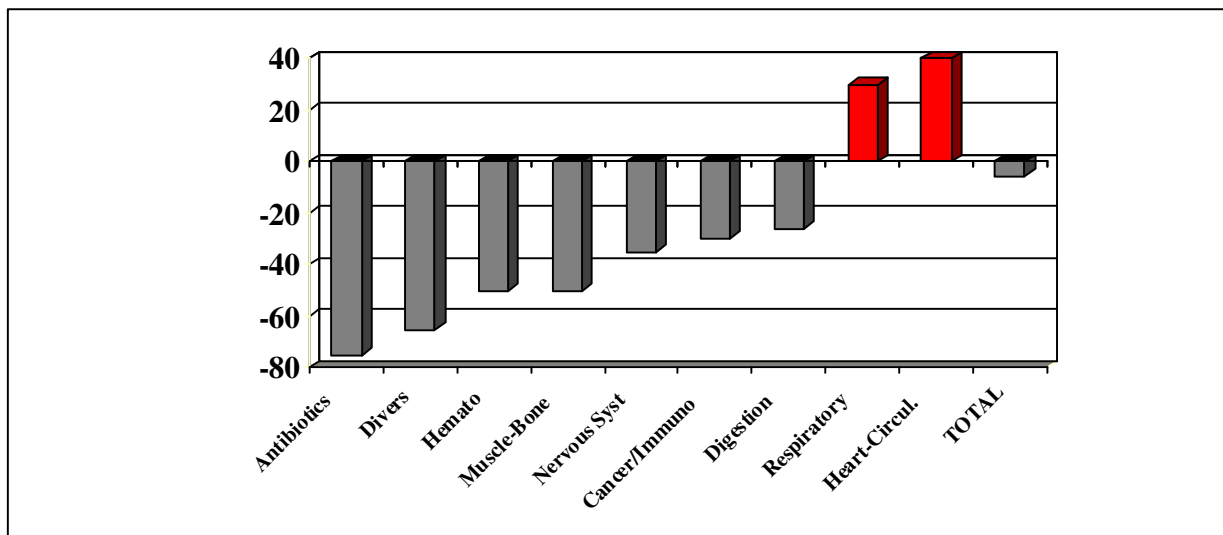


EVIDENCE BASED HOMEOPATHY NOVEMBER 2010

Group : general practitioners- homeopaths



A homeopathic doctor sees more patients with respiratory tract problems than conventional colleagues. This is not the case for cardio-vascular problems, here no homeopathic alternative exists.



Conclusion of these surveys:

- The medical activity of the GP homeopath is done **in the framework of medicine**. The Royal Academy of Medicine in Belgium concluded also (see further) that only when applied in this context, by qualified Medical Doctors, homeopathy is acceptable.
- Prescriptions of conventional remedies occur when necessary.
- The **amount of patient contacts** is **24%** lower for MD homeopaths in comparison with all GPs.
- The **cost of each prescription** of GP homeopaths for conventional remedies is **50 %** lower (more or less 15 €)
- For hormonal treatments, uro-genital and **cardio-vascular pathologies**, homeopathy is not an alternative for the conventional treatment.
- On the other hand, there is a **spectacular decrease in percentage of prescriptions of NSAIs and antibiotics**. This is very important for health care in general because it reduces the risk of resistance against antibiotics and subsequent iatrogenic disease through NSAIs (stomach ulcers).
- All together knowledge and use of homeopathy can generate a considerable decrease of the volume and of the cost of the prescriptions at each patient contact (especially for antibiotics and NSAIs)

Of course this survey does not allow evaluation of the cost of homeopathic medicine because these data are not taken into account by the National Institute of Insurance Service (INAMI). It would be interesting to analyse the number of contacts, by a single patient, with a conventional GP in addition to the contacts with a MD homeopath when it exists.

5 a year, is the average amount of contacts for each patient to a GP homeopath.

The strategy of a treatment (only conventional or only homoeopathy or both) depends on the diagnosis. Homeopathic therapy is only possible within the framework of medical practice taking into account the freedom of therapy for the medical doctor.

All these results are published (17) and some more facts are of interest:

The treatment by a homeopathic physician causes an important reduction in the consultations with another GP or a specialist (2/3 less). The patients in the worst physical condition at the start of the treatment derive the most benefit from homeopathic treatment. The average length of a homeopathic consultation is 37 minutes.

(17) Van Wassenhoven M, Ives G. An observational study of patients receiving homeopathic treatment. *Homeopathy* 2004 January,93:3-11.

EVIDENCE BASED HOMEOPATHY NOVEMBER 2010

As a result of a homeopathic treatment 52% of the patients are able to stop one or more conventional medicines. Particularly medicines for the central nervous system can be consequently reduced (21%) along with medicines concerning the respiratory tract (16%) and antibiotics (16%). The homeopathic physician prescribes only 1/3 of the total amount of medicines prescribed by a conventional physician. For the antibiotics this is even only 1/5. If we extrapolate this to all patients, in the assumption that every physician should prescribe homeopathy, this would give a **reduction of 2/3 on the budget of medicines**.

Through all these surveys we showed that homeopathy has a place and has to stay or be implemented at least within the general practice of first line medicine. There is no evidence of any medical deviant conduct by the homeopathic physician.

At the 63rd LMHI congress (May 2008) comparable results were presented for France, Italy and USA:

- Chaufferin G. L'homéopathie est-elle coût-efficace ? Homeopathic medicines represent 6% of distributed medicines but only 1% of the costs in medicines for the patients.
- Rocco V, Huck S, Rodriguez AA. Measuring private homeopathic practice in Italy. An important factor in the decision to come to homeopathy is MDs competence, education and experience.
- Frye J. Comparing use of homeopathy with a practitioner and use as self-care in the U.S. 2002 National Health interview survey.

CHAPTER IV

Meta analyses – Systematic review

The « gold standard », accepted by everybody to evaluate the efficacy of a remedy is a meta-analysis or a systematic audit of RCTs. Since 1991, 6 comprehensive reviews concerning homeopathy were published.

The conclusion of most comprehensive systematic reviews was that homeopathy has a positive and specific effect greater than placebo alone. Several randomized and controlled studies (RCT) showed a statistic significant difference between homeopathy and placebo. More research is justified.

Report about all comprehensive systematic reviews on homeopathic trials.

Kleijnen & al. 1991 (18) *British Medical Journal*. 105 studies with interpretable results. Meta-analysis based on validated criteria.

- 77% of the studies show positive result for homeopathy.
- The results are mostly favourable for homeopathy regarding the quality of trials.
- « There is a legal argument for further evaluation of homeopathy”.

Boissel & al. 1996 (19) *Report for the European commission*. 15 studies. Inclusion of only very rigorous studies (highest quality).

- Combined p-values for the 15 studies is significant. (p = 0.0002).
- « It is evident that homeopathy is more efficient than placebo”.
- Little evidence for non-published negative results.
- Further research is justified.

Linde & al. 1997 (20) *The Lancet*. 89 studies.

- «Odds ratio» combined 2.45 (95% CI, 2.05-2.93) in favour of homeopathy.
- «Odds ratio» for the best 26 studies was 1.66.
- It is not possible that the clinical effects of homeopathy are due completely to placebo.

Linde and Melchart 1998 (21) *Journal of Alternative and Complementary Medicine*. 32 studies, inclusion of studies on individualised homeopathy only (19).

- Individualised homeopathy is more efficient than a placebo: the value of the combined coefficient was 1.62 (95% CI, 1.17-2.23).
- Further pragmatic research is justified.

Cucherat & al. 2000 (22) *European Journal of Clinical Pharmacology*. 16 trials representing 17 comparisons with placebo (based on data from the Boissel 1996 study).

- Several studies have positive results. More trials have a positive result than would be expected to chance alone.
- Publication bias is unlikely.
- More clinical trials are needed.

Shang & al. 2005 (23) *Lancet*. 110 trials included, but the final conclusion is based on a selection of 8 trials.

- Final conclusion (8 heterogeneous trials) : weak evidence for a specific effect of homeopathic remedies, but strong evidence for specific effects of conventional interventions
- Presented as comparison of homeopathy and carefully matched conventional trials, but data about conclusive trials were missing
- Quality of homeopathy trials is better: 21 (19%) good quality trials for homeopathy, 9 (8%) for conventional medicine.
- Homeopathy is effective for acute upper respiratory tract infections (odds ratio 0.36 [95% CI 0.26–0.50]), based on 8 trials without indications for bias.

Comments on meta-analyses

Randomised Controlled Trials (RCTs) for homeopathy were originally meant to prove that homeopathy **as a method** is no placebo effect, despite the unknown mechanism of action. For this purpose meta-analyses combined trials for different indications in one analysis. Despite heterogeneity which arises from such combinations, some positive evidence could be demonstrated in a number of meta-analysis. We like to stress that these analyses disregard the surplus value of homeopathy. Homeopathy is predominantly used by patients with chronic and recurrent complaints and is valued for the fact that it appears to have systemic effects, exceeding single indications as is common in conventional medicine.

Selecting subgroups in a limited number of trials readily leads to false negative results. The Cochrane Handbook for Systematic Reviews states “Reliable conclusions can only be drawn from analyses that are truly pre-specified before inspecting the trials’ results” (25). The Cochrane Handbook further recommends “Meta-analysis should only be considered when a group of trials is sufficiently homogeneous in terms of participants, interventions and outcomes to provide a meaningful summary”. Pooling of results of studies on different conditions is also questionable if homeopathy works for some conditions and not for others (26). Because of the unknown mechanism of action the evidence for homeopathy was scrutinised in a way that is not required for conventional

therapies. Linde et al (1997) showed that the positive outcome for homeopathy cannot be explained by publication bias (20). Shang et al (2005) showed that quality of homeopathy trials is better compared to conventional trials matched on indication (23).

The analysis by Shang et al (2005). This analysis did not comply with the QUOROM guidelines that sufficient information should be given to reconstruct the conclusions. The authors did not reveal which trials (8 for homeopathy, 6 for conventional medicine) led to the final conclusion. Neither the Summary nor the Introduction clearly specified the aim of the study. The meta-analysis does not compare studies of homeopathy vs studies of conventional medicine, but specific effects of these two methods in separate analyses (27, 28, 29, 30). Therefore, a direct comparison must not be made from this study. Post-publication data revealed that the conclusion was not based on a comparison with matched conventional trials, as suggested by the authors (31). The conclusion was based on 8 studies for 8 different indications; the inefficacy of one of these indications, muscle soreness in marathon runners, was already proven (32). The conclusive subset of 8 trials was based on a post hoc definition for 'larger trials', n=98 for homeopathy and 146 for conventional medicine. If 'larger' would have been defined as 'above median sample size', including 14 homeopathy trials, the outcome would be significantly positive. Excluding the indication 'muscle soreness in marathon runners' homeopathy is efficacious in most subsets of larger good quality studies.

Shang & al stated that the asymmetry of the funnel plot indicated inefficacy when compared with conventional medicine. This comparison was not rectified because of difference in quality, especially in smaller trials. For trials with sample size <100 homeopathy had 14 good quality trials and conventional medicine 2 (p=0.003). Stronger effect in smaller good quality trials is caused by better selection of patients and then asymmetry of the funnel plot is no indication for bias. Funnel plots are thought to detect publication bias, and heterogeneity to detect fundamental differences between studies. New evidence suggests that both of these common beliefs are badly flawed. Using 198 published meta-analyses, Tang and Liu demonstrate that the shape of a funnel plot is largely determined by the arbitrary choice of the method to construct the plot (33). When a different definition of precision and/or effect measure was used, the conclusion about the shape of the plot was altered in 37 (86%) of the 43 meta-analyses with an asymmetrical plot suggesting selection bias.

As stated before, Shang & al were not clear about the aim of their analysis. The methodology of comparing homeopathy with conventional trials matched on indication was suited for comparison of quality. Comparing of effects of subgroups was not allowed because the matching was lost in forming subgroups. *The only valid conclusion of this analysis that quality of homeopathy trials is better than of conventional trials, for all trials (p=0.03), but also for smaller trials with n<100 (p=0.003).*

Another interesting finding from Shang & al data was: "The eight trials of homoeopathic remedies in acute infections of the upper respiratory tract that were included in our sample, the pooled effect indicated a substantial beneficial effect (odds ratio 0.36 [95% CI 0.26–0.50]) and there was neither convincing evidence of funnel-plot asymmetry nor evidence that the effect differed between the trial classified as of higher reported quality

and the remaining trials". In 1997 Linde stated that "homeopathy functioned not better than placebo in a specific disease". Thus the original hypothesis that homeopathy as a method is a placebo-effect was reformulated towards specific indications. This hypothesis corresponds with systematic conventional research. The advantage is less heterogeneity in the set of analysed trials, but it disregards the surplus value of homeopathy, see above (24). Compare this surplus value with psychotherapy and Post Traumatic Stress Disorder (PTSD) with symptoms like palpitations, flashbacks, headache and insomnia. Psychotherapy gets closer to the source of the disease than a combination of beta-blockers, painkillers and tranquillisers. It would make no sense to require RCT evidence that psychotherapy works better than beta-blockers. Likewise the same homeopathic medicine could cure headache, eczema and herpes lips in the same patient. The real problem with homeopathy was the implausibility. It makes no sense to prove that homeopathy is plausible for one indication, but not for another.

Nevertheless, there are a number of medical conditions with proof for homeopathy: this is a solution to the problem of heterogeneity of medical conditions. 17 systematic reviews or meta-analyses focused on RCTs of homeopathy in 15 specific areas were performed: anxiety, childhood diarrhoea, chronic asthma, delayed-onset, muscle soreness, dementia, depression, headache and migraine, HIV/AIDS, induction of labour, influenza treatment and prevention, osteoarthritis, post-operative ileus, seasonal allergic rhinitis (hay fever) and vertigo.

This critical approach has been explained by Jonas, Kaptchuk and Linde in 2003 (26). The **level I of evidence** is reached for childhood diarrhoea and seasonal allergic rhinitis. Other meta-analysis showed this same level for allergic rhinitis (34), post-operative ileus (35), rheumatoid arthritis (36) and the protection to toxic substances (37).

Level IIa of evidence is obtained for asthma (38), fibrositis (39), influenza (40), muscular pain (41), otitis media (42), several pain sensations (43), side effects of radiotherapy (44), strains (45) and infections of the ear, nose and throat (46).

Level IIb of evidence is obtained in the treatment of anxiety (47), hyperactivity disorders (48)(49), irritable bowel (50), migraine (51), osteo-arthritis of the knee (52), premenstrual syndrome (53), pain associated with unwanted post partum lactation (54), prevention of nausea and vomiting during chemotherapy (55), septicaemia (56), post-tonsillectomy analgesia (57) and aphthous ulcers (57a).

The practical choice of a treatment for a specific patient is only little helped by the RCT results; they are obtained in "an ideal artificial situation" far from the personal context of the patient. The homeopathic diagnosis is more than a search to a disease; it is an approach including the whole person, with the aim of an individualized and global treatment. The method of evaluation has to be adapted to this reality; today Bayes' statistics authorize such research (see further).

Advice of the Belgian Royal Academy of Medicine concerning conclusions of « The Lancet » publication of Shang-Egger*¹.

The best and most detailed critic of the Shang & al publication is a sensitivity analysis of obtained results and conclusions from the selected clinical trials in the final evaluation*². As such if we consider the 21 trials of good quality, OR became 0,76 with IC 95% of 0,59-0,99 and p=0,039, argument for a homeopathic efficacy significantly higher than the placebo effect. Looking at the sensitivity of this analysis, it appears that OR is significantly different of 1 for all combinations between 14 trials (n = threshold 69) and the whole 21 trials (exception: the combination of 17 trials with n = threshold 50). However, in most of these analyses, the funnel plot reveals a moderate (but non significant) asymmetry*³. The results of predicted OR values using the technique of meta-regression (normally preferred in case of significant asymmetry) show values near one, indicating a possible absence of significant difference between homeopathy and placebo. In addition, this complementary analysis of Shang publication reveals an important heterogeneity between the clinical trials (higher than 50%, criteria making a meta-analyze null and void). In this case it is recommended to use the technique of meta-regression, see above, instead of a meta-analyze for traditional random purpose*⁴. This heterogeneity can have multiple reasons. One of these is probably the kind of considered diseases or conditions. A justified reproach can be done to Shang in the fact that he retained in his analyze trials where homeopathy has no demonstrated effect as “muscle soreness”, particularly when one of the trial finally retained by Shang contribute to increase considerably the heterogeneity of the sample. If this “muscle soreness” trial is omitted in the analysis, OR calculated on 7 trials (instead of 8) goes to 0,88/0,80 (even if this is still not significant: IC 0,61-1,05). However, in a sensitive analyze, the difference became significant if we consider 8 trials (rejecting muscle soreness, incorporating another trial on 80 people (OR = 0,75 IC 0,58-0,96 p=0,025) or 6 trials with inclusion criteria of 100 people (OR = 0,73 IC 0,59-0,91 p=0,005) instead of the 8 trials selected by Shang (inclusion criteria 98 people). Conversely, the positive results with the 21 trials are mostly related to the presence of two large trials on influenza. If one of these two trials would be rejected, OR is no more significantly different of one. Another consequence of this important heterogeneity is the interpretation that can be done to the funnel plot aimed to exclude small sized trials*³. Indeed, rather than considering small sized trials as more bias sensitive (and as such eliminated for the final analyze), one alternative could be to consider these small sized trials as more effective because they are performed in condition where the effect of homeopathy is particularly clear and as such an important cohort of people is not needed to demonstrate this effect*². If this is the case (and this situation cannot be excluded a priori), it is clear that the exclusion of small sized trials as

*¹ Belgian Royal Medicine Academy: abstract from advice on homeopathy approved on 28 February 2009. www.amb.be

*² Lüdtke R, Rutten ALB. The conclusions on the effectiveness of homeopathy highly depend on the set of analyzed trials. *J Clin Epidemiol* 2008, 61, 197-204.

*³ Egger M, Smith GD, Schneider M, Minder C. Bias in meta-analysis detected by a simple, graphical test. *Br Med J*, 1997, 315, 629-634.

*⁴ Egger M, Smith GD, Phillips AN. Meta analysis : principles and procedures. *Br Med J*, 1997, 315, 1533-1537.

decided by Shang, is a major bias for the final conclusion. The sensitive analyze demonstrate clearly that the significance of the observed superiority effect of homeopathy compared to placebo depends, in a crucial way, to the number of trials taken into account in the analysis.

All published meta-analyzes of controlled clinical trials in homeopathy are, more or less, subjects for critics and are controversial^{*5}. Admittedly the Shang and al analyze, published in the Lanced is **very criticable and cannot, as such and with it only, support the proposed final conclusion:** *“This finding is compatible with the notion that the clinical effects of homeopathy are placebo effects.”*^{*6}. Nevertheless, the sensitive analyze of Lüdtke and al^{*2} is clear enough by concluding: *« Our results do neither prove that homeopathic medicines are superior to placebo nor do they prove the opposite ».*

Coming at this point it is relevant to quote the conclusions of R.T. Mathie published in the Journal Homeopathy (Vol 92, Issue 2, April 2003, Pages 84-91) after a review of the available literature he concluded: *“The available research evidence emphasizes the need for much more and better-directed research in homeopathy. A fresh agenda of enquiry should consider beyond (but include) the placebo-controlled trial. Each study should adopt research methods and outcome measurements linked to a question addressing the clinical significance of homeopathy's effects.”*

Prospective comparison surveys between medical approaches would be promoted (non-inferiority trials) in specific areas described further in this booklet. Randomized placebo-controlled trials are of course a reference for “the best evidence” but respect of the individualized homeopathic treatment and daily practice must always be considered (a very difficult point considering the individual approach in homeopathy).

As such we could conclude that more research is certainly needed considering the coherent beam of available results in specific areas described further in this booklet. All levels of evidence are needed.

^{*5} Ernst E. A systematic review of systematic reviews of homeopathy. Br J Clin Pharmacol, 2002, 54, 577-582.

^{*6} Shang A, Huwiler-Müntener K, Nartey L, et al. Are the clinical effects of homeopathy placebo effects ? Comparative study of placebo-controlled trials of homeopathy and allopathy. Lancet 2005, 366, 726-732.

References for Chapter IV

- (18) Kleijnen J, Knipschild P, ter Riet G. Clinical trials of homeopathy *British Medical Journal* 1991;302:316-323.
- (19) Boissel JP, Cucherat M, Haugh M, Gauthier E. Critical literature review on the effectiveness of homeopathy: overview of data from homeopathic medicine trials. Homeopathic Medicine Research Group. *Report to the European Commission*. Brussels 1996, 195-210.
- (20) Linde K e.a. Are the clinical effects of homeopathy placebo effects? A meta-analysis of placebo-controlled trial. *Lancet* 1997;350:834-43
- (21) Linde K, Melchart D. Randomized controlled trials of individualized homeopathy: a state-of-the art review. *J Alter Complement Med* 1998;4: 371-88.
- (22) Cucherat, M. et. al. Evidence of clinical efficacy of homeopathy. A meta-analysis of clinical trials. *Eur J Clin Pharmacol* 2000;56: 27-33.
- (23) Shang A, Huwiler-Muntener K, Nartey L, Juni P, Dorig S, Sterne JA, Pewsner D, Egger M. Are the clinical effects of homeopathy placebo effects? Comparative study of placebo-controlled trials of homeopathy and allopathy. *Lancet* 2005;366(9487):726-32.
- (24) Rutten ALB, Stolper E. « Proof » against homeopathy in facts supports homeopathy. *Homeopathy* 2006;95:57-61.
- (25) Higgins JPT, Green S, editors. Cochrane Handbook for Systematic Reviews of Interventions 4.2.5 [updated May 2005]. In: *The Cochrane Library, Issue 3, 2005*. Chichester, UK: John Wiley & Sons, Ltd.
- (26) Jonas WB, Kaptchuk TJ, Linde K. A critical overview of homeopathy. *Ann Intern Med* 2003; 138: 393-399
- (27) Rutten ALB, Stolper CF. The 2005 meta-analysis of homeopathy: the importance of post-publication data. *Homeopathy* 2008;97:169-177
- (28) Frass M, Schuster E, Muchitsch I, Duncan J, Geir W, Kozel G, Kastinger-Mayr C, Felleitner AE, Reiter C, Endler C, Oberbaum M. Asymmetry in The Lancet meta-analysis. *Homeopathy* 2006;95:52-3
- (29) Oberbaum M, Singer SR, Frass M. Homeopathic research after the Lancet meta analysis - a moment for introspection. *Complement Ther Med* 2005;13:303-5
- (30) Frass M, Schuster E, Muchitsch I, Duncan J, Geir W, Kozel G, Kastinger-Mayr C, Felleitner AE, Reiter C, Endler C, Oberbaum M. Bias in the trial and reporting of trials of homeopathy: a fundamental breakdown in peer review and standards? *J Altern Complement Med* 2005;11:780-2
- (31) Shang A, Jüni P, Sterne JAC, Huwiler-Müntener K, Egger M. Author's reply. *Lancet* 2005;366:2083-2085
- (32) Lütke R, Rutten AL. The conclusions on the effectiveness of homeopathy highly depend on the set of analyzed trials. *J Clin Epidemiol*. 2008;61:1197-1204. Doi: 10.1016/j.jclinepi.2008.06.015
- (33) Tang J, Liu JL. Misleading funnel plot for detection of bias in meta-analysis. *J Clin Epidemiol* 2000; 53:477-484
- (34) Lütke R, Wiesenauer M. A meta-analysis of homeopathic treatment of pollinosis with Galphimia glauca. *Wien Med Wochenschr* 1997; 147: 323-7.
- (35) Barnes J, Resch K-L, Ernst E. Homeopathy for postoperative ileus? A meta-analysis. *J Clin Gastroenterol* 1997; 25: 628-33.
- (36) Jonas WB, Linde K, Ramirez G. Homeopathy and rheumatic disease. *Rheum Dis Clin North Am* 2000; 26: 117-23.
- (37) Szeta AL, Rollwagen F, Jonas WB. Raoid induction of protective tolerance to potential terrorist agents: a systematic review of low- and ultra-low dose research. *Homeopathy* 2004;93:173-178.
- (38) Matusiewicz R. The effect of a homeopathic preparation on the clinical condition of patients with corticosteroid-dependent bronchial asthma. *Biomed Ther* 1997;15:70-4. & Reilly D, Taylor MA, Beattie NGM, et al. Is evidence for homeopathy reproducible ? *Lancet* 1994;344:1601-6.
- (39) Fisher P. An experimental double-blind clinical trial method in homeopathy. Use of a limited range of remedies to treat fibrositis. *Br Homeopath J* 1986;75:142-7 & Fisher P, Greenwood A, Huskinsson EC, et al. Effect of homeopathic treatment on fibrositis (primary fibromyalgia). *Br Med J* 1989;299:365-6 et Bell I et al Improved clinical status in fibromyalgia patients treated with homeopathy versus placebo. *Rheumatology* 2004;43(5):577-582.

EVIDENCE BASED HOMEOPATHY NOVEMBER 2010

- (40) Ferley JP, Zmirou D, Adhemar D, Balduci F. A controlled evaluation of a homeopathic preparation in the treatment of influenza-like syndromes. *Br J Clin Pharmacol* 1989;27:329-35 & Papp R, Schuback G, Beck E, et al. Oscillocoquinum in patients with influenza-like syndromes : a placebo-controlled double-blind evaluation. *Br Homeopath J* 1998 ;87 :69-76.
- (41) Tveiten D, Bruseth S, Borchgrevink CF, Norseth J. Effects of the homeopathic remedy Arnica D30 on marathon runners: a randomized, double-blind study during the 1995 Oslo Marathon. *Complement Ther Med* 1998;6:74-4 & Hariveau E. La recherche clinique a l'institut Boiron. *Homéopathie* 1987; 5: 55-8.
- (42) Harrison H, Fixsen A, Vickers A. A randomized comparison of homeopathic and standard care for the treatment of glue ear in children. *Complement Ther Med* 1999; 7: 132-5 & Jacobs J, Springer DA, Crothers D. Homeopathic treatment of acute otitis media in children: a preliminary randomized placebo-controlled trial. *Pediatr Infect Dis J* 2001; 20: 177-83.
- (43) Stam C, Bonnet MS, van Haselen RA. The efficacy and safety of a homeopathic gel in the treatment of acute low back pain: a multicentre, randomised, double-blind comparative clinical trial. *Br Homeopath J* 2001; 90: 21-8 & Ernst E, Saradeth T, Resch KL. Complementary treatment of varicose veins - a randomized, placebo-controlled, double-blind trial. *Phlebology* 1990; 5: 157-63.
- (44) Balzarini A, Felisi E, Martini A, De Conno F. Efficacy of homeopathic treatment of skin reactions during radiotherapy for breast cancer: a randomised, double-blind clinical trial. *Br Homeopath J* 2000; 89: 8-12 & Kulkarni A, Nagarkar BM, Burde GS. Radiation protection by use of homeopathic medicines. *Hahnemann Homoeopath Sand* 1998; 12: 20-3.
- (45) Böhmer D, Ambrus P. Behandlung von Sportverletzungen mit Traumeel-Salbe - Kontrollierte Doppelblindstudie. *Biol Med* 1992; 21: 260-8 & Zell J, Connert WD, Mau J, Feuerstake C. Treatment of acute sprains of the ankle joint. Double-blind study assessing the effectiveness of a homeopathic ointment preparation. *Fortschr Med* 1988;106:96-100.
- (46) de Lange de Klerk ES, Blommers J, Kuik DJ, et al. Effect of homeopathic medicines on daily burden of symptoms in children with recurrent upper respiratory tract infections. *Br Med J* 1994;309:1329-32 & Weiser M, Clasen BPE. Controlled double-blind study of a homeopathic sinusitis medication. *Biol Ther* 1995;13:4-11.
- (47) McCutcheon LE. Treatment of anxiety with a homeopathic remedy. *J Appl Nutr* 1996;48:2-6.
- (48) Lamont J. Homeopathic treatment of attention deficit hyperactivity disorder. A controlled study. *Br Homeopath J* 1997;86:196-200.
- (49) Frei H, Everts R, von Ammon K, Kaufmann F, Walther D, Hsu Schmitz SF, Collenberg M, Steinlin M, Lim C, Thurneysen A. Randomised controlled trials of homeopathy in hyperactive children: treatment procedure leads to an unconventional study design. *Homeopathy*. 2007;96:35-41.
- (50) Rahlfs VW, Mössinger P. *Asa foetida* in the treatment of the irritable colon: a double-blind trial. *Dtsch Med Wochenschr* 1979;104:140-3.
- (51) Brigo B, Serpelloni G. Homeopathic treatment of migraines: a randomized double-blind controlled study of sixty cases (homeopathic remedy versus placebo). *Berlin J Res Homeopath* 1991;1:98-106.
- (52) van Haselen RA, Fisher PAG. A randomized controlled trial comparing topical piroxicam gel with a homeopathic gel in osteoarthritis of the knee. *Rheumatology* 2000;39:714-9.
- (53) Yakir M, Kreitler S, Brzezinski A, et al. Effect of homeopathic treatment in women with premenstrual syndrome: a pilot study. *Br Homeopath J* 2001;90:148-53.
- (54) Berrebi A, Parant O, Ferval F, Thene M, Ayoubi JM, Connan L, Belon P. Homeopathic treatment of pain associated with unwanted post partum lactation. *J. Gynecol Biol Reprod* 2001;30:353-357.
- (55) Genre D, Tarpin C, Braud AC, Camerlo J, Protiere C, Eisinger F, Viens P. Randomized, double-blind study comparing homeopathy (cocculine) to placebo in prevention of nausea/vomiting among patients receiving adjuvant chemotherapy for breast cancer. *Breast Cancer Research and Treatment* 2003;82:sup 1, 637.
- (56) Frass M, Linkesch M, Banyai S, Resch G, Dielacher C, Löbl T, Endler C, Haidvogel M, Muchitsch I, Schuster E. Adjunctive homeopathic treatment in patients with severe sepsis: a randomized, double-blind, placebo-controlled trial in an intensive care unit. *Homeopathy* 2005;94:75-80.
- (57) Robertson A, Suryanarayanan R, Banerjee A. Homeopathic Arnica Montana for post-tonsillectomy analgesia: a randomized placebo control trial. *Homeopathy*. 2007;96:17-21.
- (57a) Mousavi F, Mojaver Y.N, Asadzadeh M, Mirzazadeh M. Homeopathic treatment of minor aphthous ulcer: a reandomized, placebo-controlled clinical trial. *Homeopathy* 2009;98:137-141.

CHAPTER V

The results of the ‘ECHO’ - studies

‘ECHO’ refers to surveys looking at Economic, Clinic and Humanistic Outcomes.

In the literature 21 publications, using validated scores concerning quality of live (QoL), are found to evaluate the efficacy of homeopathic medicines. 20.005 patients are included in the different studies. A **level IIIa of evidence** is obtained for all ECHO-studies, all diagnosis merged.

A first group of studies compares the QoL score before and after the treatment. The control group is the group itself before treatment. The improvements are statistically and clinically significant, all diagnoses merged. Some diagnoses were analysed especially: asthma in children, headache, cancer patients, anxiety and depression after stopping the estrogenic hormonal treatment because of breast cancer, allergies, general problems, intestinal disorders, anxiety disorder, depression and skin problems. These are also the most common diagnosis in general practice.

A second group uses an external control group treated with conventional medicine. The results of these studies show that the homeopathic treatment is just as efficient as the conventional medicine in general practice. Respiratory problems, diabetic polyneuropathy, chronic problems in the ear, nose and throat area, as for example sinusitis, are considered as well as problems during pregnancy.

A third group uses the score of quality of life during a controlled and randomised study. For vertigo homeopathy is just as efficient as conventional medicine. In a study on asthma, the quality of life at the start of the study is so high that no significant difference could be found.

EVIDENCE BASED HOMEOPATHY NOVEMBER 2010

Condition/Study	N	Design QoL	Test group	Control group	Results
Adler et al. 2009. (77b). Depression.	91	Double-blind, Randomized Non-inferiority Trial. MADR Scale	Homeopathy Q potencies	Fluoxetine	Similar response rate.
Becker-Witt et al. (69, 70)	2851	Prospective observational study. MOS SF-36	Homeopathy	-	Significant and relevant improvement of the SF-36
Bordet et al. (75) Menopausal hot flushes. 6 months	438	Prospective observational study. Multicentric (99 MD) Not validated double QoL score	Homeopathy	-	Significant and relevant improvement on both QoL scores (daytime / sleep)
Dias-Brunini. 2002 (60) Asthma – pediatrics 6 months	51	Prospective observational study. AUQEI QoL score applied to children.	Homeopathy	-	QoL score from 42,27 to 54,94, significant statistical increase.
Goossens & al 2008 (76) Hay fever	74	Prospective observational non comparative study. RQLQ QoL	Homeopathy	-	Significant improvement after 3 and 4 weeks..
Guthlin et al 2001 (64) All conditions <4 years	951	Prospective observational study. MOS SF-36	Homeopathy	-	Number of patients too small to find valid results.
Guthlin et al 2003 (72) All conditions <4 years	750	Prospective observational study. MOS SF-36	Homeopathy	-	QoL improved in most dimensions highly significantly
Jong et al 2006 (66) Respiratory and ear complaints 7-14-28 days, final results 2006.	2055	Prospective observational study. HSQ-12; HSQ-5	Homeopathy	Conventional	No significant differences in duration of illness, response to treatment, patient satisfaction and adverse effects.
Heger et al 2001 (71) Respiratory and ear complaints 14-28 days	456	Prospective observational study. HSQ-12; HSQ-5	Homeopathy	Conventional	Homeopathy at least as effective as conventional medical care (64,3% ><56,6%). Adverse effects 7,8% versus 22.3%.
Hochstrasse B. 1999 (68) pregnancy <9 months	205	Prospective observational comparative study. SEIQoL	Homeopathy	Conventional	Lower QoL in the homeopathic group (two different populations, comparisons impossible)
Muscari-Tomaioli et al 2001 (65) Headache 6 months	53	Prospective observational study. MOS SF-36	Homeopathy	-	The mean and median scores of all QoL dimensions rose. Strongest results in the “bodily pain” and “vitality” parameters p<0.0001

EVIDENCE BASED HOMEOPATHY NOVEMBER 2010

Pomposelli 2009 (77) Diabetic polyneuropathy	61	Prospective observational study	Homeopathy	Conventional	Improvement of QoL and Cost saving 17,5%
Spence et al 2005 (74) Wide range of chronic conditions	6544	Prospective observational study	Homeopathy	-	Positive health changes in routine homeopathic hospital practice
Strosser et al 2000 (67) Vertigo 6 weeks	119	Double blind Comparative study. MOS SF-36	Homeopathy (Vertigoheel)	Conventional (Betahistin)	Significant amelioration of the physical and mental health with homeopathy. Equivalent efficacy of the two groups.
Thompson et al 2002 (61) Cancer 5 consultations later	52	Prospective observational study. EORTC QLQ-30 QoL score	Homeopathy	-	Improvement in 75% of the patients.
Thompson et al 2003 (58) Symptoms of oestrogen withdrawal in women – breast cancer.	40	Prospective observational study.	Homeopathy	-	Significant improvements in anxiety, depression and QoL.
Waise-Priven et al 2009 (77a) Dermatology.	49	Prospective observational study. DQLI + HR-QoL score	Homeopathy	-	Positive dermatological and QoL outcomes.
Wassenhoven et al 2003 (63) All conditions 6 months	1025	Prospective observational study. MOS SF-36 & DUKE QoL scores	Homeopathy	-	QoL score differences : Allergic cond. +7,987; Gen. health problems +10,198; Bowels +8,189; Muscles-bones +0,764; Stress, anxiety, sadness +6,041; Nose, ears +4,677; skin +6,395. Small but significant statistical improvement.
Weber et al 2002 (62) Acute sinusitis	63	Non-randomised, controlled clinical trial. HCG-5 QoL score	Homeopathy + herbal ther.	Conventional therapy	Equally effective (or ineffective)
White et al 2003 (59) Asthma – pediatrics / 12 months	96	Randomised placebo controlled trial using QoL subscale of the Childhood Asthma Questionnaire	Homeopathy adjunct to conventional treatment	Placebo adjunct to conventional treatment	No statistically significant changes in the QoL score, small severity improvement. NB: very high initial QoL score
Witt et al 2005 (73) All conditions 3,12 and 24 months	3981	Prospective multicentre cohort study. QoL score	Homeopathy	-	Marked and sustained improvements.

EVIDENCE BASED HOMEOPATHY NOVEMBER 2010

- (58) Thompson E.A., Reilly D. The homeopathic approach to the treatment of symptoms of oestrogen withdrawal in breast cancer patients. *Homeopathy*, 2003, 92/3 (131-134), ISSN: 1475-4916.
- (59) White A, Slade P, Hunt C, Hart A, Ernst E. Individualised homeopathy as an adjunct in the treatment of childhood asthma. *Thorax*, 2003 Apr;58(4):317-21.
- (60) Dias Brunini C.R. Qualidade de vida e abordagem homeopática em crianças asmáticas. *Infanto*, 2002, 10/1 (18-21), ISSN 1413-0270.
- (61) Thompson E.A., Reilly D. The homeopathic approach to symptom control in the cancer patient. *Palliative Medicine*, 2002, 16/3 (227-233), ISSN: 0269-2163
- (62) Weber U., Lüdtke R., Friese K.H., Fischer I., Moeller H. A non-randomised pilot study to compare complementary and conventional treatments of acute sinusitis. *Forschende Komplementärmedizin und Klassische Naturheilkunde*, 2002, 9/2 (99-104), ISSN: 1424-7364.
- (63) Anelli M, Scheepers L, Sermeus G, van Wassenhoven M. Homeopathy and health related Quality of life : a survey in six European countries. *Homeopathy*, 2002 Jan;91(1):18-21.
- (64) Guthlin C, Walach H. *Prospektive Dokumentationstudie in der niedergelassenen Praxis – ein Erprobungsverfahren zur Akupunktur und Homöopathie. Erfahrungsheilkunde* 2001 Apr;50(4):186-94, ISSN: 0014-0082.
- (65) Muscari-Tomaioli G, Allegri F, Miali E, Pomposelli R, Tubia P, Targhetta A, Castellini M, Bellavite P. Observational study of quality of life in patients with headache, receiving homeopathic treatment. *Br. Homeopath J.* 2001 Oct;90(4):189-97.
- (66) Jong MC, Riley D, Haidvogel M. International integrative primary care outcomes study (IIPCOS-2): Homeopathic and conventional treatment for acute respiratory and ear complaints. *Improving the Success of Homeopathy* 5: January 2006.
- (67) Strosser W, Weiser M. Lebensqualität bei Patienten mit Schwindel – Homöopathikum im Doppelblind-Vergleich. *Biol Medizin* 2000 Oct;29(5):242-7 ISBN 0340-8671.
- (68) Hochstrasser B. Lebensqualität von schwangeren Frauen in Abhängigkeit von einer homöopathischen oder schulmedizinischen Betreuungsform und vom Schwangerschaftsverlauf. *Forsch Komplementarmed.* 1999 Feb;6 Suppl 1:23-5.
- (69) Becker-Witt C, Lüdtke R, Willich SN. "Patienten in der homöopathischen Praxis"- In: Albrecht H, Frühwald M (ed.). Jahrbuch 9, Karl und Veronica Carstens-Stiftung., Essen: *KVC Verlag*, 2003
- (70) Becker-Witt C, Lüdtke R, Weber K, Willich SN. The effects of homeopathic therapy on health-related quality of life. *FACT* 2003. 8:124.
- (71) Riley D., Fischer M., Singh B., Haidvogel M., Heger M. Homeopathy and Conventional Medicine: An Outcomes Study Comparing Effectiveness in a Primary Care Setting. *The Journal of Alternative and Complementary Medicine* Volume 7, Number 2, 2001 pp. 149-159.
- (72) Guthlin C, Walach H. The challenge of assessing the effects of homeopathy in real life practice. *Improving the Success of Homeopathy* 4: 3-4 April 2003 50-56
- (73) Witt CM, Lüdtke R, Baur R, Willich SN. Homeopathic Medical Practice : Long-term results of a cohort study with 3981 patients. *BMC Public Health* 2005;5:115.
- (74) Spence D, Thompson EA, Barron SJ. Homeopathic Treatment for Chronic Disease: A 6-Year, University-Hospital Outpatient Observational Study. *The journal of alternative and complementary medicine.* 2005; vol 11, number 5:793-798.
- (75) Bordet MF, Colas A, Marijnen P, Masson JL, Trichard M. Treating hot flushes in menopausal women with homeopathic treatment – Results of an observational study. *Homeopathy.* 2008;97:10-15.
- (76) Goossens M, Laekeman G, Aertgeerts B, Buntinx F. Evaluation of the Quality of Life after individualized homeopathic treatment for seasonal allergic rhinitis. A prospective, open, non-comparative study. *Homeopathy.* 2009;98:11-16.
- (77) Pomposelli R, Piasere V, Andreani C, Costini G, Tonini E, Spalluzzi A, Rossi D, Quarenghi C, Zanolin ME, Bellavite P. Observational study of homeopathic and conventional therapies in patients with diabetic polyneuropathy. *Homeopathy.* 2009;98:17-25.
- (77a) Waisse-Priven S, Jurj G, Thomaz LCL, Tiermo SA, Filho WL, Sos A, Alves de Souda MF. Individualized homeopathic treatment of dermatological complaints in a public outpatient clinic. *Homeopathy* 2009;98:149-153.
- (77b) Adler UC, Paiva NMP, Cesar AT, Molina A, Padula AE, Calil HM. Homeopathic Individualized Q-Potencies versus Fluoxetine for Moderate to Severe Depression: Double-blind, Randomized Non-inferiority Trial. *eCAM* 2009; August 17:1-8.

The results of the ‘COST-EFFICIENCY’ - studies

Studies about *Cost-Efficiency* of the treatment are mostly requested by the authorities, a **level IIIa of evidence** is obtained for all analysed aspects.

The reason for this interest is multiple. The cost of the conventional medicine is more and more a problem for certain patients. The survival of our social security systems is threatened by these enormous costs.

The available data (15 studies – 9.938 patients) show that a reduction of the total cost for the patient is possible maintaining a global efficacy when using homeopathy.

Again a first group of studies compares the same cohort of patients before and after the study. The control group is the group itself before treatment. The monetary savings achieved by practising homeopathy are statistically and clinically significant for all diagnoses merged. Some diagnoses are especially analysed such as otitis media, atopic eczema and allergies, rheumatoid arthritis and anxiety disorders.

A second group uses an external control group treated this time with a conventional treatment. The results of these studies confirm that homeopathic treatment in general practice allows savings under all conditions. Some data were especially analysed such as the seasonal allergic rhinitis, asthma, atopic eczema, food related allergies, chronic allergic rhinitis, anxiety disorders and acute rhino-pharyngitis.

Finally these are the conclusions of Prof. Claudia Witt (93): *“Patients with chronic diseases benefit more from homeopathy than from conventional medicine at approximately the same costs. Conclusion after 12 months follow-up of 315 adults and 178 children; half of the patients received homeopathic, the other half conventional medical care. In both groups, patients’ health status improved substantially, but improvement was greater in patients on homeopathic treatment. Overall costs, including those for doctor visits, medication, and hospital stays, were nearly identical for adults, but average costs were higher in homeopathically treated children.”*

General conclusions of this literature review

Besides the general analysis and conclusions about the effects of homeopathy, efficacy has been proved using as RCT evaluation as well rather than QoL scores for the allergies under all their aspects. The prevalence of these problems is growing in the world population. For authorities this is also a very big problem; it is the cause of absenteeism. An important social cost is linked to these problems. Homeopathy can be a cheap and efficient solution.

EVIDENCE BASED HOMEOPATHY NOVEMBER 2010

Condition/Study	N	Design Economic Survey	Test group	Control group	Results
Becker-Witt et al 2003 (78) Different chronic conditions	493	Prospective, comparative cohort study	Homeopathy and patients could opt for concomitant conventional therapy	Patients could opt for conventional therapy	Patients seeking homeopathic treatment had a better outcome overall compared with patients on conventional treatment.
Chaufferin 2000 (87)		Compilation of nationally available data (secondary sources)	Homeopathy	-	Homeopathic medication prices per unit lower than allopathic ones (number of prescriptions unknown, though). Fewer reimbursements for homeopathic doctors, only 1 % of reimbursement of French national health insurance system
Frei et al 2001 (79) Acute otitis media	230	Prospective, uncontrolled interventional study	Homeopathy	-	72% resolved within 12 hours, 28% were given antibiotics. Conventional treatment was 14% more expensive (109 SFR vs. 94,6 SFR)
Frenkel et al 2002 (80) Atopic and allergic disorders	48	Prospective, uncontrolled interventional study	Homeopathy primarily in addition to conventional treatment	-	Before intervention on average 3.1 different conventional drugs/patient after 1.6 (p=0.001). Before intervention 31 used conventional drugs (costs on average \$40) after intervention 35 (costs on average \$16).
Güthlin et al 2003 (81) Different chronic conditions	750	Prospective, uncontrolled observational study	Homeopathy	-	Significant changes in quality of life, less sick leave.

EVIDENCE BASED HOMEOPATHY NOVEMBER 2010

Condition/Study	N	Design Economic Survey	Test group	Control group	Results
Haselen et al 1999 (86) Rheumatoid arthritis	89 (random sample out of 427)	Retrospective study	Homeopathy (n=89) Acupuncture (n=4)	-	32% of patients reduced conventional drugs. Total costs to treat 89 patients were 7129 GBP (including medication, staff time and diagnostic procedures - 29% of the costs for consultation, 22% for conventional drugs)
Jain 2003 (88) Reduced costs by homeopathic drug prescription	109	Prospective uncontrolled observational study	Homeopathy	-	Savings by homeopathic treatment calculated by deducting costs for homeopathic medication from conventional medication (hypothetical) for same diagnosis and same duration amounted to 60.40 Pound Sterling.
Rossi et al. 2009 (91) Respiratory Diseases	105	Retrospective observational study	Homeopathy	Conventional	Reducing conventional remedies use, 42,4% costs saved even 71,1% in chronic asthma.
Schafer et al. 2002 (82) Hay fever, asthma, atopic eczema, food hypersensitivity		Population-based nested case control study	Alternative Medicine	No alternative medicine	26.5% used CAM, patients were significantly younger and better educated. CAM mostly provided by MDs, median costs for single and entire treatment of 4 and 205 euro. CAM User scored efficacy of conventional therapy lower than non user (p<0,001)

EVIDENCE BASED HOMEOPATHY NOVEMBER 2010

Condition/Study	N	Design Economic Survey	Test group	Control group	Results
Sevar. 2005 (92) All conditions	455	Prospective cohort study.	Homeopathy	-	Conventional Drug cost saving of £39,90/patient/year.
Taieb et al. 2003 (90) Chronic allergic rhinitis.	300	Prospective, comparative cohort study	Homeopathy (HM)	Conventional treatment (CM)	At 3 months SF-12 score on physical dimension HM 51,8; CM 47,9 (p<0.05). Lowering of cost of care for patients from 45,74€ for CM to 27€ for HM. Lowering of cost of care for the social security system with 50% for patients using HM.
Trichard et al 2003 (83) Anxiety disorders	394	Prospective, comparative cohort study	Homeopathy	Conventional treatment	The homeopathic drug strategy produced equivalent results but less overall costs reimbursed by the national health system
Trichard et al 2003 (84) Acute Rhinopharyngitis	499	Prospective, comparative cohort study	Homeopathy	Conventional Therapy (antibiotics)	Comparable overall cost between both treatment strategies but less sick leave in the homeopathic group
Trichard et al. 2003 (85)	5549	Cross-sectional descriptive survey	Homeopathy	-	Only costs for medication included – average overall cost 6.78 € of which 3.78 € were reimbursed
Wassenhoven et al 2004 (89) All conditions.	782	Observational unselected study and comparison with nationally available data (secondary sources)	Homeopathy	-	Following homeopathic treatment there were significant reductions in consultations with other specialists and generalists, and in the cost of treatment. €370 compared with €287 The largest cost savings were made by patients with the worst ratings of their physical condition prior to seeking homeopathic treatment.
Witt et al. (93) Atopic eczema	135	Prospect., comparative cohort study	Homeopathy	Conventional treatment	Comparable efficacy but fewer costs for the homeopathic group.

Reference List

- (78) Becker-Witt et al. Effectiveness and costs of Homeopathy compared to conventional medicine – a prospective multicenter cohort study. London: *The Royal Homeopathic Hospital*, 2003.
- (79) Frei H, Thurneysen A. Homeopathy in acute otitis media in children: treatment effect or spontaneous resolution? *Br Homeopath J* 2001 Oct ;90 (4):180 -2 90(4):180-182.
- (80) Frenkel M, Hermoni D. Effects of homeopathic intervention on medication consumption in atopic and allergic disorders. *Altern Ther Health Med* 2002 Jan -Feb ;8 (1):76 -9 8(1):76-79.
- (81) GÜthlin C, Walach H. Prospektive Dokumentationsstudie in der niedergelassenen Praxis- ein Erprobungsverfahren zur Akupunktur und Homöopathie. *EHK* 2001;186-194.
- (82) Schafer T, Riehle A, Wichmann HE, Ring J. Alternative medicine in allergies - prevalence, patterns of use, and costs. *Allergy* 2002; 57(8):694-700.
- (83) Trichard M, Chauferin G. Cost-effectiveness study of treatment of anxiety disorders by homeopathic general practitioners. *Improving the success of homeopathy*, 2003.
- (84) Trichard M, Chauferin G. Effectiveness, Quality of Life, and Cost of Caring for Children in France with Recurrent Acute Rhinopharyngitis Managed by Homeopathic or Non-Homeopathic General Practitioners. *Dis Manage Health Outcomes* 2004;12(6):419-427.
- (85) Trichard M, Lamure E, Chauferin G. Study of the practice of homeopathic general practitioners in France. *Homeopathy* ed. 2003, Vol92/3;135-139.
- (86) van Haselen RA, Graves N, Dahiha S. The costs of treating rheumatoid arthritis patients with complementary medicine: exploring the issue. *Complement Ther Med* 1999; 7(4):217-221.
- (87) Chauferin G. Improving the evaluation of homeopathy: economic considerations and impact on health. *Br Homeopath J* 2000 Jul;89 Suppl 1:S27-30
- (88) Jain A. Does homeopathy reduce the cost of conventional drug prescribing? A study of comparative prescribing costs in general practice. *Homeopathy* 2003 Apr;92(2):71-6
- (89) van Wassenhoven M, Ives G. An observational study of patients receiving homeopathic treatment. *Homeopathy* 2004 January,93:3-11.
- (90) Taïeb C, Myon E. Chronic allergic rhinitis, usefulness of the homeopathic treatment. *International Society of Pharmaco economics & Outcomes Research. 8th Annual International Meeting* May 18-21,2003.
- (91) Rosi E, Crudeli L, Endrizzi C, Garibaldi D. Cost-benefit evaluation of homeopathic vs conventional therapy in respiratory diseases. *Homeopathy*. 2009;98:2-10.
- (92) Sevar R. Audit of outcome in 455 consecutive patients treated with homeopathic medicines. *Homeopathy* 2005;94:215-221.
- (93) Witt C. Effectiveness of homeopathy, an example of systematic research in children with atopic eczema. *Proceedings of 63rd LMHI congress*. May 20-24, 2008.

CHAPTER VI

Internal evidence - Heuristic

Homeopathy is a medical practice aiming at strengthening the natural homeostasis of the body and stimulating the immune system. Homeopathy acts following the similarity principle; that means that the symptoms are treated with a medicine containing a substance causing similar symptoms in a healthy person. For example onion can be the cause of a watery discharge of the nose and eyes. A medicine prepared from onion, namely *Allium Cepa*, can treat patients who have these symptoms during a coryza or allergic rhinitis accompanied by irritating watery discharge from the nose.

The law of similars has to be respected during clinical and fundamental studies. Already 20 years ago a new paradigm allowing explanation of the homeopathic effects was developed. It is the paradigm of the « *Body signifiers* » (94). It explains why the law of similars has to be respected in research protocols on homeopathy; the tested medicine must be significant for the research subject (cell, plant, animal or human). A databank of experiments on homeopathy is regularly updated and available (95) today.

A. Pure experimentations or provings.

Homeopathic medicine is the result of the experimentation initiated by Hahnemann. This physician wanted to understand the effect of the prescribed medicines and that is the reason why he first experimented with these medicines on himself, and later on, other volunteers.

These experiments on “healthy” volunteers has never ceased for two centuries.

The medicine is taken by a volunteer for at least two consecutive days. The symptoms, developed by the volunteer after taking the medicine, are observed and noted very carefully. Afterwards all these symptoms are converted into repertorial language (integrated into existing rubrics or creation of a new rubric). The quality of each collected symptom is more important than the quantity of symptoms. Each proving result (symptom linked to a homeopathic medicine) has to be confirmed by other experiments and, later on, in the clinical practice. These experiments are standardized now and are realised on a regular basis with placebo control (96).

As such, each symptom of the *Materia Medica* can be described with a certain level of evidence (96a). The higher the level of evidence for the symptom linked to a medicine, the more the medicine used has a chance to cure the patient; that means the more this medicine can influence the organism to which it is administered.

(94) Bastide M. & Lagache A. *Revue Intern. Systémique*, 1995;9 :237-249 + *Altern Ther Health Med*. 1997;3:35-9

(95) Van Wijk R, Albrecht H. Proving and therapeutic experiments in the HomBRex basic homeopathy research database. *Homeopathy*. 2007;96:252-257.

(96) Dominici G, Bellavite P, di Stanislao C, Gulia P, Pitari G. Double-blind, placebo-controlled homeopathic pathogenetic trials: Symptom collection and analysis. *Homeopathy*. 2006;95:123-130.

(96a) ECH guidelines for provings. www.homeopathyeurope.org.

The more “significant” symptoms the patient has in common with the medicine, the more spectacular and complete will be the effect of the medicine. This is the globality principle in homeopathy.

A pure experimentation (proving) can be compared with a qualitative experiment, phase I, in conventional medicine with some exceptions. A position paper on this issue is available on www.homeopathyeurope.org. The homeopathic pharmacopoeia contains several thousands of different medicines; for each medicine many modalities (97) of symptoms exist and are encoded in our homeopathic repertories.

The analysis of the provings’ publications authorizes a **level of evidence IIb** for this experimental step (98). An audit of all English provings’ publications done from 1945 to 1995 was published (99) in 1998 and other publications are in preparation. A **level of evidence I** for these experiments is more and more predictable (99a).

At LMHI congresses new or confirmation of previous provings are presented.

In May 2008 the following provings were presented (see proceedings):

Hydrogenium peroxidatum – H₂O₂. Dominici G. Double-blind, randomized, placebo controlled design; 16 provers revealing several symptoms clinically verified on human and animals.

Latrodectus Mactans Tredecimguttatus. AFADH – Fayeton S. Open design; 8 provers revealing groups of symptoms clinically verified.

Potentilla Anserina. Jansen JP. Multi-centric, prospective, double-blind design; 10 provers revealing 27 groups of symptoms.

Plutonium’s Peaceful Brother: **Neptunium muriaticum**. Lustig D. Placebo-controlled design; 19 provers revealing 315 symptoms distributed into 12 groups of characteristic symptoms.

Brazilian Pathogeneses: **Helleborus Niger**. Marim M. Third confirmation, multicentric international design; 4 groups of symptoms are regularly recorded.

Sutherlandia Frutescens. Ross A, Webster H, van der Hulst N. Double-blind, placebo-controlled design; 24 provers revealing 15 symptoms correlated with the traditional use of the plant (restorative tonic in HIV patients).

Erythrina Lysistemon (African Coral Tree). Ross A, de Beer E. Triple-blind, placebo-controlled design; 32 provers revealing 25 symptoms.

Lobelia Cardinalis. Scheepers L. Open design; 7 provers revealing 32 symptoms.

Galium Aparine. Scheepers L. Open design; 8 provers revealing 18 groups of symptoms.

Ytterbium Nitricum. Vicol M, Cristescu LM, Ivanciu NV, Dobre ML, Sumbasacu M, Oprea AM, Goiceanu DM, Dragusanu O, Binder-Hampel A, Stanciu AM, Struza CM. Open design; 13 provers revealing 32 symptoms.

Hecla Lava. Multicentric international design.

(97) The modality of a symptoms permits the differentiation between two medicines.

(98) Walach H & all. Homeopathic proving symptoms: result of a local, non-local, or placebo process? A blinded, placebo-controlled pilot study. *Homeopathy* 2004 n°93, 179-185.

(99) Dantas F, Fisher P. A systematic review of homeopathic pathogenetic trials published in the United Kingdom from 1945 to 1995. In: *Ernst E, Hahn EG. Homeopathy – A critical appraisal* 1998. Butterworth-Heinemann, United Kingdom.

(99a) Möllinger H, Schneider R, Walach H. Homeopathic Pathogenetic Trials Produce Specific Symptoms Different from Placebo. *Forsch Komplementmed* 2009;16:105-110.

EVIDENCE BASED HOMEOPATHY NOVEMBER 2010

In May 2010 (LMHI congress) the following proving was presented (see proceedings):

Protea cynaroides. Botha I. Double-blind design; 70 provers (60 verum, 10 placebo) revealing 4 Mind stages and many specific symptoms.

At the same congress the same team answered the question: “Are provings reproducible?” To answer this question the group of the Durban University (South Africa) (Botha I.) did a comparative survey between groups using different proving methodologies (C4 trituration, Sherr and Dream proving methodology) for a same homeopathic medicine. These results are also in the proceedings of the 2010 LMHI congress. The end result was the formulation of 1373 rubrics utilised for analysis purposes, resulting in 881 verified rubrics of *Protea cynaroides*. The hypothesis “0”: “there is no difference in the symptoms experienced between two consecutive years (symptoms are reproducible)” $p > 0,05$ has been confirmed and is the highest in the group using C4 methodology. The C4 and Sherr methodologies are the most reproducible based on rubric presence.

In May 2010 (European Parliament Strasbourg Congress on Homeopathy) see proceeding:
Morpho Menelaus Occidentalis. Renoux H. A double blind design (7,9,15,30CH, 200K, placebo) pathogenetic trial. 30 provers, 16 supervisors.

Proving: Publications in International journals 2008

Argemone mexicana. Dey NR, Das KC, Rai Y. Multi-centric double-blind design, 38 provers (6C, 30C, 200C). *Indian Journal of Research in Homeopathy*. January-March 2008;Vol2,n°1:13-18.

Cephalandra Indica. Dey NR, Das KC, Rai Y. Multi-centric double-blind design, 17 provers (6c, 30c, 200c). *Indian Journal of Research in Homeopathy*. April-June 2008;Vol2,n°2:20-24.

Ficus religiosa. Dey NR, Das KC, Rai Y, Siddiqui VA, Singh R. Multi-centric double blind homeopathic pathogenetic trial. *Indian Journal of Research in Homeopathy*. July-September 2008;Vol2,n°3:10-14.

Paraffin. Rajpal, Siddiqui VS, Dey NR, Das KC, Rai Y, Singh VK. Multi-centric double-blind design, 43 provers (6C, 30C, 200C). *Indian Journal of Research in Homeopathy*. October-December 2008;Vol2,n°4:20-25.

Proving: Publications in International journals 2009

Pothos foetidus. Shaw R, Vikram Singh, Siddiqui VA, Rajpal, Vinay Singh Kr, Hari Singh, Mal PC, Bhakat AK. A multicentric double blind Homeopathic Pathogenetic Trial (6C, 30C, 200C). *Indian Journal of Research in Homeopathy*. January-March 2009;Vol3,n°1:18-22.

Aconitum napellus. Piltan D, Rist L, Simões-Wüst P, Saller R. Test of a homeopathic dilution of *Aconitum napellus*. A clinical, randomized, double-blind, controlled crossover study in healthy volunteers. Proving shows significant distinction between *Aconitum C30* and placebo. *Forschende Komplementärmedizin*, 2009; 16:168-73.

Saraca indica. Nayak C, Siddiqui VA, Rajpal, Vinay Singh Kr, Hari Singh, Ramender Pal, Vikram Singh, Roy RK, Prakash S, Yogender Rai, Das KC. A multicentric double blind Homeopathic Pathogenetic Trial (6C, 30C). *Indian Journal of Research in Homeopathy*. April-June 2009;Vol3,n°2:32-37.

Cuscuta reflexa. Shaw R, Siddiqui VA, Rajpal, Vinay Singh Kr, Dey NR. A multicentric double blind Homeopathic Pathogenetic Trial (6C, 30C, 200C). *Indian Journal of Research in Homeopathy*. July-September 2009;Vol3,n°3:7-13.

Mimosa humilis. Nayak C, Vikram Singh, Siddiqui VA, Rajpal, Prakash S, Yogender Rai, Dey NR. A multicentric double blind Homeopathic Pathogenetic Trial (6C, 30C). *Indian Journal of Research in Homeopathy*. October-December 2009;Vol3,n°4:16-20.

Proving: Publications in International journals 2010

Skookum chuck. Siddiqui VA, Yogender Rai, Prakash S, Dey NR. A multicentric double blind Homeopathic Pathogenetic Trial (6C, 30C, 200C). *Indian Journal of Research in Homeopathy*. January-March 2010;Vol4,n°1:8-14.

Carica papaya. Rajpal, Anil Khurana, Siddiqui VA, Singh V.K., Dutta B.N., Shakti Dey, Jayant R.D.. A multicentric double blind Homeopathic Pathogenetic Trial (6C, 30C, 200C). *Indian Journal of Research in Homeopathy*. April-June 2010;Vol4,n°2:7-12.

B. Clinical verification of the homeopathic symptoms.

Symptoms obtained by pure experimentation must be confirmed by clinical results; the clinical validity of every symptom linked to a homeopathic medicine, as well as the totality of the symptoms (global picture of the medicine) must be verified. Traditionally experts in homeopathy were references for this clinical verification of homeopathic symptoms; this is **level of evidence IV**. Expert advice is very common in medicine, as example, the “ideal” value for the cholesterol in adults is actually, according to experts, 1,9g/l; it is the same level of evidence (UCL 2007).

The homeopathic Medical Doctor today uses computers in daily practice allowing a new approach for the clinical verification of homeopathic symptoms using a new type of statistical analysis.

Two statistical techniques are possible in case of retrospective analysis:

* Either considering only indisputable results of prescriptions, failures or spectacular positive results. The analysis consists of looking at a possible link between this result and the selected symptoms of the patients used for the choice of the medicine. This method approximates the traditional analyses of experts. The results (100) make a strong connection between the results obtained by pure experimentation and the clinical efficacy of the prescription. At the end of this process, a table of the characteristic symptoms (or groups of symptoms) forming the picture of a homeopathic medicine can be established and verified. See a published example (101) in the references.

(100) Van Wassenhoven M. Towards an evidence-based repertory: clinical evaluation of Veratrum Album. *Homeopathy* 2004;93, 71-77. / First line medicine – Clinical verification – Verification of homeopathic symptoms ISBN (2008) 978-2-87491-003-6 / Van Wassenhoven M. Clinical verification of symptoms of Natrium salts. Proceedings 2010 LMHI congress LA-USA.

(101) CCRH. Damiana – A Multicentric Clinical Verification Study. *Indian Journal of Research in Homeopathy* 2007 vol 1 n°1,17-23

(102) Van Wassenhoven M. XIX GIRI meeting “A Universal approach to health: the intelligent body” – Retrospective LR study. 2-4 December 2005 Monaco. www.giriweb.com

(103) Stolper CF, Rutten ALB, Lugten RFG, Barthels RJWM. Improving homeopathic prescribing by applying epidemiological techniques: the role of LR. *Homeopathy* 2002;91, 230-238. & Rutten ALB et al. Repertory and the symptom loquacity: some results from a pilot study on LR. *Homeopathy* 2004; 93, 190-192. & Rutten ALB et al. LR onderzoek: uitkomsten September 2005. *Similia Similibus Curentur* 2005; 35:4, 9-12.

(104) Rutten ALB. How can we change beliefs? A Bayesian perspective. *Homeopathy*. 2008;97:214-219.

(105) Rutten ALB, Stolper CF, Lugten RFG, Barthels RJWM. Statistical analysis of six repertory rubrics after prospective assessment applying Bayes' theorem. *Homeopathy*. 2009;98:26-34. Diagnostic test Evaluation by patient-outcome study in homeopathy: balancing of feasibility and validity. *Journal of Evaluation in Clinical Practice*. 2009;15:1230-1235.

EVIDENCE BASED HOMEOPATHY NOVEMBER 2010

* Or applying the theorem of Bayes on the same clinical database. Here all values are expressed as prevalence and compared to the remainder of the population (Likelihood ratio LR or probability factor as a link between the symptom of a medicine and the obtained clinical results). This method can be applied on a retrospective (102) as well as on a prospective design (103, 104, 105).

Thanks these statistical results, a **level of evidence IIIb** is reached and we hope that other groups will participate to reach **level of evidence IIIa** in the near future. The clinical verification of homeopathic symptoms is an internal validation of the basic principles of homeopathy and results can be used for improving the daily practice very soon.

Table of recent publications of clinical verification of homeopathic symptoms.

Condition/Study	N	Design	N Symp	N Rem	Results
Van Wassenhoven. (100). (2005)	2148	LR retrospective	>230	100	Symptoms – Similarity – Globality
CCRH (101) Damiana (2007)	3032	Trad. Method	?	1	Symptoms
Rutten & all (106) (2008)	4094	LR Prospective	6	75	Similarity
Araujo (*). Anacardium orientale (2008)	5	Trad. Method	?	1	16 groups of symptoms - Similarity (constitution)
Gnaiger & all (*) (107) Petroleum (2008)	25	Trad. Method	?	1	6 groups of symptoms - Similarity (constitution)
Dominici (*) Hydrogenium peroxidatum (2008)	18	Trad. Method	10	1	Symptoms of proving – Similarity
AFADH (*) Latrodectus Tredicim Guttatus (2008)	4	Trad. Method	?	1	24 groups of symptoms - Similarity (constitution)
AFADH (*) Tarentula Lycosa (2008)	5	Trad. Method	?	1	36 groups of symptoms - Similarity (constitution)
Louis (*) Borax (2008)	12	Trad. Method	?	1	6 groups of symptoms - Similarity (constitution)
Lustig (*) Neptunium muriaticum (2008)	2	Trad. Method	?	1	1 groups of symptoms - Similarity (constitution)
Marim & all (*) (2008)	5	Trad. Method	?	4	5 groups of symptoms - Similarity (constitution)
Petrucci (*) Falcon Peregrinus Disciplinatus (2008)	8	Trad. Method	8	1	Symptoms of proving – Similarity
Pla (*) Salix Fragilis (2008)	2	Trad. Method	95	1	7 groups of symptoms - Similarity (constitution)

(106) Rutten ALB, Stolper CF, Lugten RFG, Barthels RWJM. New repertory, new considerations. *Homeopathy* 2008;97:16-21.

(107) Gnaiger – Rathmanmer J, Schneider A, Loader B, Böhler M, Frass M, Singer SR, Oberbaum M. Petroleum a serie of 25 Cases. *Homeopathy* 2008; 97:83-88.

(*) Proceedings of 63rd LMHI congress 2008 (Belgium)

EVIDENCE BASED HOMEOPATHY NOVEMBER 2010

Condition/Study	N	Design	N Sympt	N Rem	Results
Scheepers & all (*) (2008)	37	Trad. Method	38	6	Symptoms + 13 groups of symptoms - Similarity (constitution)
Servais & all (*) Petroleum (2008)	11	Trad. Method	220	1	Symptoms
Stolper & all (*). (2008)	26	Trad. Method	23	2	Symptoms of proving – Similarity
Uyttenhove (*) Cheirantus cheiri (2008)	300	Trad. Method	6	1	Symptoms of proving – Similarity
Uyttenhove & all (*) Hecla Lava (2008)	262	Trad. Method	?	1	Symptoms of proving – Similarity
Chakraborty & all (108) Blatta orientalis (2008)	6184	Trad. Method	80	1	Symptoms
Chakraborty & all (109) Amooro rohituka (2008)	4706	Trad. Method	89	1	Symptoms
Chakraborty & all (110) Mentha piperita (2008)	6372	Trad. Method	105	1	Symptoms
Chakraborty & all (111) Ferrum picricum (2008)	3465	Trad. Method	70	1	Symptoms
Chakraborty & all (111 b) Fagopyrum esculentum (2009)	6675	Trad. Method	95	1	Symptoms

(*) Proceedings of 63rd LMHI congress 2008 (Belgium)

(108) Chakraborty PS & all. Clinical verification of Balтта orientalis. *Indian Journal of Research in Homeopathy*. April-June 2008;Vol 2 n°2:25-30.

(109) Chakraborty PS & all. Clinical verification of Amooro rohituka. *Indian Journal of Research in Homeopathy*. January-March 2008;Vol 2 n°1:19-25.

(110) Chakraborty PS & all. Clinical verification of Mentha piperita. *Indian Journal of Research in Homeopathy*. October-December 2008;Vol 2 n°4:26-33.

(111) Chakraborty PS & all. Clinical verification of Ferrum picricu. *Indian Journal of Research in Homeopathy*. July-September 2008;Vol 2 n°3:15-21.

(111 b) Chakraborty & all. A multicentric Clinical Verification Study conducted by CCRH. *Indian Journal of Research in Homeopathy*. January-March 2009;Vol 3 n°1:23-33.

EVIDENCE BASED HOMEOPATHY NOVEMBER 2010

Condition/Study	N	Design	N Symp	N Rem	Results
Chakraborty & all (111 c) Alstonia constricta (2009)	3854	Trad. Method	66	1	Symptoms
Chakraborty & all (111 d) Ephedra vulgaris (2009)	1657	Trad. Method	47	1	Symptoms
Chakraborty & all (111 e) Tarentula Hispanica (2009)	2794	Trad. Method	148	1	Symptoms
Chakraborty & all (111 d) Iris Tenax	2279	Trad. Method	29	1	Symptoms

Total: **45.982 patients** are included in recent systematic clinical verification of homeopathic symptoms. This number will increase very rapidly with the creation of an international Databank of clinical case in Italy. (Cli-Fi-Col project).

Conclusions on internal evidence:

Taking the obtained and verified results into account, homeopathy can be confirmed as a valid medical method based on evidences: pure experimentations on volunteers produce controlled series of symptoms confirmed by clinical verification on a relevant number of patients. Of course more research is necessary and welcome but the obtained level of evidence justifies the maintenance and development of homeopathy in the framework of medicine.

(111 c) Chakraborty & all. A multicentric Clinical Verification Study conducted by CCRH. *Indian Journal of Research in Homeopathy*. April-June 2009;Vol 3 n°2:38-43.

(111 d) Chakraborty & all. A multicentric Clinical Verification Study conducted by CCRH. *Indian Journal of Research in Homeopathy*. July-September 2009;Vol 3 n°3:14-20.

(111 e) Chakraborty & all. A multicentric Clinical Verification Study conducted by CCRH. *Indian Journal of Research in Homeopathy*. October-December 2009;Vol 3 n°4:25-36.

(111 d) Chakraborty & all. A multicentric Clinical Verification Study conducted by CCRH. *Indian Journal of Research in Homeopathy*. April-June 2010;Vol 4 n°4:18-22.

CHAPTER VII

The homeopathic medicine has a specific activity.

The nature of the homeopathic medicinal products is, for some, a factor of resistance (see Chapter I) even if the **level of evidence** for the efficacy of homeopathy within the general practice is already high as we have seen. In fact, 75% of the homeopathic prescriptions are molecular concentrations and as such would not be questioned by the molecular paradigm. Demonstrating an effect of the highest homeopathic dilutions-dynamisations is a confirmation that there is more than the molecular paradigm; there is place for other paradigms that could be applied for radiations, psychoanalysis, acupunctural stimulations, high diluted-dynamized homeopathic preparations, etc.

Actually, the proof of the action of the highest dilutions-dynamisations has reached **level of evidence IIa** and even **level of evidence I** for some.

Several professors at university investigated all the published literature about this subject at the request of the ECH (European Committee for Homeopathy) (112). New references are added for the period 2005-2009.

A/ The cheapest experimental model, easy to realise and reproduce, is probably “*the acetylcholine induced contraction of rat ileum*”. This is a validated scientific model (Chang FY, Lee SD et al. Rat gastrointestinal motor responses mediated via activation of neurokinin receptors. *J. Gastroenterol Hepatol* 1999;14 ,39-45). This model was applied first to homeopathic preparations by A. Cristea, a Rumanian researcher, using this model for the verification of very high dilutions of Belladonna. The results were published. (*Bastide M (ed). Signals and Images. Kluwer Academic Publishers 1997 ;161-170*).

Professor Wolfgang SüB of the Institute of Pharmacy of the University of Leipzig used this model to test the transition of a homeopathic medicine (in this case, Atropinum sulfuricum D60) from the original liquid form to tablets. As usually several controls were done. The monohydrate α -lactose tablets impregnated with a high dilution of Atropinum show a systematic efficacy opposite the anhydrous α -lactose tablets. This means that the quality of the tablets can be tested now before the pharmaceutical commercialisation (constant reproducibility). This very simple model shows that the activity of the high diluted homeopathic medicines is beyond all doubt. (Schmidt F, SüB WG, Nieber K. In-vitro Testung von homöopathischen Verdünnungen. *Biol. Med./Heft 1/February 2004 ;32-37*).

B/ It took some time before another scientific model could be accepted by the scientific community. The first publication was done in 1991, but it was only in 2004 that the results were accepted for publication by “Inflammation Research”, a peer reviewed scientific journal. This model is different to that of Benveniste; he used the same control but not the same activator.

(112) Priorities and methods for developing the evidence profile of homeopathy: Recommendations of the ECH GENERAL ASSEMBLY – XVIII Symposium of GIRI. *Homeopathy 2005;94:107-124*.

Professors Marcel Roberfroid and Jean Cumps of the « University of Louvain », department of Pharmacy, and respectively coordinator of a multi-centric European survey (4 laboratories) and responsible for the statistical analysis, wrote the protocols of this study that showed a clear inhibition of the degranulation of the human basophils by high dilutions of **histamine** (10^{-30} – 10^{-38} M). This inhibition becomes evident by the coloration of alcian blue. This multi-centric study is confirmed afterwards in three laboratories by using flux cytometry and in one laboratories using freed histamine. These observations are irrefutable acknowledged the editor of “Inflammation Research”. (Belon P, Cumps J, Ennis M, Mannaioni PF, Roberfroid M, Sainte-Laudy J, Wiegant FAC. Histamine dilutions modulate basophil activation. *Inflamm. Res.* 2004 ;53 ;181-188), (Sainte-Laudy J, Belon P. Improvement of flow cytometric analysis of basophil activation inhibition by high histamine dilutions. A novel basophil specific marker: CD 203c. *Homeopathy.* 2005;95:3-8), (Sainte-Laudy J, Belon P. Use of four different flow cytometric protocols for the analysis of human basophil activation. Application to the study of the biological activity of high dilutions of histamine. *Inflamm. Res.* 2006;55:S23-S24). These results are now confirmed again by replication in others independent research centers (Chirumbolo S, Brizzi M, Ortolani R, Vella A, Bellavite P. Inhibition of CD203c membrane up-regulation in human basophils by high dilutions of histamine: a controlled replication study. *Inflamm. Res.* 2009, April).

C/ Since the fifties, research on high dilutions exists; quality and number of publications increased the last decennium. Critical studies and meta-analyses were done but were often denied or even ignored (see *COST B4 supplement report EUR 19110 ISBN 92-828-7434-6*). This research was never supported or even advised by the academic authorities.

Describing the most important surveys published in international journals, Professor Jean Cambar, dean of the faculty of pharmacy of Bordeaux, confirms the effects of high diluted homeopathic preparations. As example he quoted : The efficacy of very high dilutions of human and animal natural molecules (also called *endogenous molecules*), this was published several times in peer reviewed journals: *Int J Immunotherapy* 1987 ;3 :191-200 (**Thymulin** in mice, Bastide M.), *Int J Immunopharm* 1990 ;6 :211-214 (α/β interferon, Carriere V.), *J Vet & Human Toxicol* 1995 ;37(3) :259-260/ *Homeopathy* 2008;97:3-9 (**Thyroxine**, Endler PC.), *Int J Immunopathol and Pharmacol* 1996 ;9 :43-51 (**Bursin**, Youbicier-Simo BL.). The efficacy of very high dilutions, using pharmacological models, is published also in peer reviewed journals: *Pathophysiol Haemost Thromb* 2005;34:29-34 (Platelet aggregation in portal hypertension and its modification by ultra-low doses of aspirin, Eizayaga FX); *Thrombosis res* 2000;100:317-323 (Time related neutralization of two doses acetyl salicylic acid, Aguejouf O.); *Thrombosis res* 1998;90:215-221 (Combination of two doses of acetyl salicylic acid: experimental study of arterial thrombosis, Belougne-Malfatti E.); *Thrombosis res* 2000;99:595-602 (Effects of acetyl salicylic acid therapy on an experimental thrombosis induced by laser beam, Aguejouf O.); *Thrombosis res* 1998;89:123-127 (Thromboembolic complications several days after a single-dose administration of aspirin, Aguejouf O.); *Thrombosis Res* 1994;76 :225-229 (Acetyl salicylic acid in a vessel model, Doutremepuich C.); *Haemostasis* 1993;23 :8-12 (Effect af aspirin on embolization in an arterial model of laser-induced thrombus formation, Vesvres

M.H.); *Thrombosis res* 1992;65:33-43 (In vitro platelets/endothelial cells interactions in presence of acetylsalicylic acid at various dosages, Lalanne M.C.); *Haemostasis* 1990;20 :99-105 (Acetyl salicylic acid in healthy volunteers, Doutremepuich C.) ; *Thrombosis Res* 1987 ;48 :501-504 (Acetylsalicylic acid in healthy volunteers, Doutremepuich C). The oldest used model, the subject of several international publications is the *toxicologic* model (Arsenic, Phosphorus, Mercury, Cadmium, Cisplatin, Glutamate, Sulphate, Copper sulphate, etc...). It can be applied on plant and animal material, on cell cultures and even in clinical studies. This model is still used and is even the subject of cooperation between the Universities of Bern and Bologna, testing homeopathic treatments prepared from arsenic trioxide on plants. The germination of seeds and the length of the stems on the 7th day, are the analyzed variables. This group, under leading of Dr Lucietta Betti, department DISTA of agro-environmental Science and Technology, University of Bologna, published 6 recent experiments.

A systematic review of the in vitro evidence of high homeopathic potencies was published in 2007 (113). The conclusions are that even experiments with a high methodological standard could demonstrate an effect of high potencies. No positive result was stable enough to be reproduced by all investigators. Among those that have been replicated by independent investigators the action of mercuric bichloride on hydrolases and especially the action of histamine of the Anti-IgE triggered basophile granulocyte degranulation seemed to be the best reproducible (see above).

The professors concluded : these experiments are conducted in controlled circumstances, with a sufficient amount of plants, animals or cells and with a statistically valid treatment. These facts are indisputable, statistically significant and, for some, reproducible, even if it is not possible to explain the obtained results with the molecular

(113) Witt CM et al. The in vitro evidence for an effect of high homeopathic potencies – A systematic review of the literature. *Complement Ther Med.*2007;YCTIM-886:11 pages.

Several audits of these publications are available and justify a **level of evidence I** (113-114-115). 75 publications were evaluated by a German team, 105 articles were analysed in a second audit examining the protecting effect against toxic substances (isopathic model). 70% of these publications are of unquestionable quality and show the positive effect of the homeopathic medicines used. In a third audit, 76 of the 162 analysed studies were classified as “best quality”, the effects are meaningful and reproducible.

Other examples, new results since 2005:

(116) Alecu & al. Effect of the homeopathic remedy Arnica Montana 7CH on mechanical trauma in mice. *Cultura Homeopathica*. 2007;20:16-18.

(117) Alecu & al. Effect of the homeopathic remedies Arnica Montana and Staphysagria on the time of healing of surgical wounds. *Cultura Homeopathica*. 2007;20:19-21.

(118) Dos Santos AL, Perazzo FF, Cardoso LGV, Carvalho JCT. In vivo study of the anti-inflammatory effect of Rhus Toxicodendron. *Homeopathy*. 2007;96:95-101.

2008 - 63rd LMHI congress' proceedings:

Costa BGB, Siqueira CM, Barbosa GM, Portela MB, Soares RMA, Holandino C. Development of a new biotherapeutic of Candida Albicans to the treatment of oral candidiasis using yeast cells cultures, placebo and Nystatin® controlled design./

Siqueira CM, Costa B, Amorim AM, Conzavez M, Veiga VF, Lyrio C, Couceiro JN, Holandino C. Looking for a new biotherapeutic prepared from infectious influenza virus: an in vitro study. Virus H3N2, MDCK cells cultures, antiviral activity.

(119) Bresler A, Hawkins D, Razlog R, Abrahamse H. Effect of Low Level Laser Therapy and Calendula officinalis 3CH on Wound Healing in Human Skin Fibroblasts. *Indian Journal of Research in Homeopathy*. April-June 2008;Vol 2, n°2:7-15.

(120) Almeida LR, Campos MCO, Herrera HM, Bonamin LV, Fonseca AH. Effects of homeopathy in mice experimentally infected with Trypanosoma cruzi. *Homeopathy*. 2008;97:65-69.

(121) Almeida JD, Arisawa EAL, Balducci I, Rocha RF, Carvalho YD. Homeopathic treatment for bone regeneration: experimental study on rats. *Homeopathy*. 2009;98:92-96.

(114) Linde K, Jonas WB, Worke DMF, Wagner H, Eifel F. Critical review and meta-analysis of serial agitated dilutions in experimental toxicology. *Human Exp Toxicol* 1994;13:481-492.

(115) COST (Co-operation in Science and Technology) is a framework for scientific and technical co-operation, allowing co-ordination of nationally funded research on a European Union level. COST-B4 relates especially to co-operation of research activities on the medical, cultural, psychological, legislative and economic aspects on non-conventional medicine. Supplement of report 1999 *EUR 19110 ISBN 92-828-7434-6*.

2010 – New publications.

The peer reviewed journal “*Homeopathy*” published two special issues on biological models of homeopathy in 2009 and 2010 and concluded as such: “Above all this field is exciting and dynamic: there is a remarkable range of biological models of relevance to homeopathy, with encouraging progress in terms of quality and a growing number of positive findings. And we have not covered all the models in depth: for instance the work of Christian Doutremepuich’s group on the effects of dilution of aspirin on blood clotting, the subject of several repetitions, is discussed only briefly. The replicability of experiments is a crucial criterion for their credibility. The multinational group led by Christian Endler and involving coauthors from Austria, Switzerland and Brazil address in this issue their bibliometric study of repetitions of fundamental research models. They found that 24 experimental models have been repeatedly investigated, 22 with similar inter-experiment results. They classify repetitions according to whether they came from the same group as the original report, or multicentre or independent work; and results as positive and similar, positive but qualitative different or negative. The most frequently and consistently replicable model is inhibition of basophil activation by high dilutions of histamine. But as Madeleine Ennis shows significant methodological issues remain. Methods vary between laboratories, although the same can be said of conventional studies. She suggests that following standardization another multicentre experiment be performed.”

Ones again results are very encouraging and able to reach a significant evidence level but more systematic standardized research is needed.

Medicine Nobel price Prof Luc Montagnier, does not hesitate now to support the idea of information transmitted through water solvent. This is the result of his findings published already in *Interdiscip Sci Comput Life Sci* (2009) 1:81-90 “Electromagnetic Signals Are Produced by Aqueous Nanostructures Derived from Bacterial DNA Sequences”. In Strasburg, during the congress “Homeopathy, a chance for Europe” (May 2010) he concluded: “Since 2005 we discovered that plasma from patients suffering of chronic degenerative diseases can emit low frequencies electromagnetic signals at high dilutions in water corresponding to the same frequencies of bacteria’s DNA. These findings are confirming the idea of Water Memory and previous results obtained with, as example, the basophil activation model.” At the XXIV GIRI symposium in Monaco (Nov. 2010) he presented also a second publication: Electromagnetic Detection of HIV DNA in the Blood of AIDS Patients Treated by Antiretroviral Therapy. *Interdiscip Sci Comput Life Sci*. 2009;1: 245–253 and he concluded that it exists a highly sensitive detection system for chronic bacterial infections in human beings and animals. He also noted that serial dilution and agitation have found to be critical for the generation of electromagnetic signals.

Homeopathy October 2009 Vol 98:4;183-286 and January 2010 Vol 99:1;1-56.

E.C.H. - info@homeopathyeurope.org – L.M.H.I.- research@lmhint.net
European Committee for Homeopathy - Liga Medicorum Homeopathica Internationalis
www.homeopathyeurope.org - www.lmhint.net

A new area for research is now very active in laboratories in the world about the use of Homeopathy in viral infections? A first result has been published in 2010. Bhaswati Bandyopadhyay & all. Decreased intensity of Japanese Encephalitis virus infection in chick chorioallantoic membrane under influence of ultradiluted Belladonna extract. *Indian Journal of Research in Homeopathy. Vol 4, N°2, April-June 2010.*

Physics of homeopathic medicines

Introduction by Prof. Louis Rey†

(Abstract of a seminar in Rome 20-21 of October 2009: Ethique et Spiritualité de la Santé – Médecines traditionnelles et complémentaires. Recherches et orientations nouvelles)

A redundant issue in the assessment of homeopathy by classical academics, especially in the field of so-called “hard sciences”, is the fact that, in high and ultra-high dilutions, there are no more traces of any original chemical. Hence, they claim that these different solutions are, indeed, all the same and no more than the mere solvent itself. This radical assumption proved to be wrong, at least in the light of several centuries of careful clinical observations, which did show to the evidence, that high dilutions were not only active in therapeutics but that they had also distinct personalities, both properties which could not be found in the solvent used for their preparation. Quite obviously, this problem has been a definite challenge for all researchers in physics, chemistry and material sciences.

Different physical methods to assess high dilutions

A/ Nuclear Magnetic Resonance (RMN) by Izel Botha

This paper seeks to perform a meta-analysis of the findings of these studies and to draw a conclusion on the nature of homeopathic dilutions as well as the validity of performing this type of inquiry into the nature of homeopathically prepared medicines.

From the studies presented, two conclusions can be drawn, the first dealing with the evolution of the thinking processes associated with the studies that needed to be conducted. In the initial studies, conducted by Ross¹³⁶ and Power¹³⁷, investigated the nature of Q potencies. These researchers acknowledged that the theories as to the molecular organisation in solutions existed, but they refrained from conclusively interpreting the results in terms of those theories. Their research led to Cason¹³⁸ investigating the influence of the frequency of the NMR spectrometer on results obtained. Davies¹³⁹ and Malan¹⁴⁰ investigated the role of dilution on the physico-chemical structure of the homeopathic solutions, showing that information storage does take place in the solution, but that different dilution methods result in different solutions, even when the theoretical dilution level is equal. Malan's¹²⁶ mention of dilution level and succussion opened the door for investigation of the effect of various potentisation methods.

¹³⁶ Ross, A. H. A. (1997). An evaluation of Hahnemannian quinquagenimillesimal potencies using nuclear magnetic resonance spectroscopy. Department of Homoeopathy. Durban, Technikon Natal. **Master's Degree in Technology: Homoeopathy: 71.**

¹³⁷ Power, S. M. (1999). An appraisal of Homoeopathic Quinquagenimillesimal Potencies of *Plumbum metallicum* and *Stannum metallicum* by means of Nuclear Magnetic Resonance Spectroscopy. Department of Homoeopathy. Durban, Technikon Natal. **Master's Degree in Technology: Homoeopathy: 72.**

¹³⁸ Cason, A. (2002). A comparison of the 80MHz, 200MHz and 500MHz Nuclear Magnetic Resonance Spectra of Homoeopathic Sulphur 30CH. Department of Homoeopathy. Durban, Technikon Natal. **Master's Degree in Technology: Homoeopathy: 79.**

¹³⁹ Davies, T. M. (2001). A comparison of Hahnemannian and Korsakovian potentising methods using Nuclear Magnetic Resonance Spectroscopy. Department of Homoeopathy. Durban, Technikon Natal. **Master's Degree in Technology: Homoeopathy: 103.**

¹⁴⁰ Malan, J. F. (2002). A comparison of Centesimal and Decimal Hahnemannian potencies using Nuclear Magnetic Resonance Spectroscopy. Department of Homoeopathy. Durban, Durban Institute of Technology. **Master's Degree in Technology: Homoeopathy: 91.**

Hofmeyr¹⁴¹, Lyell¹⁴² and Botha¹⁴³ each investigated different variables that may be introduced during the manufacturing process, particularly looking at the number of succussions and the effect of trituration. Erasmus¹⁴⁴ took this one step further by investigating the mechanics of the succession process. These researchers interpreted their results based on the theories of Resch and Gutmann¹⁴⁵ and Anagnostatos¹⁴⁶. This body of knowledge has inspired Allsopp¹⁴⁷ to look into the effect of energy transfer into the solution – whether it is imperative that the energy is imprinted mechanically by hand production of the remedies, or if it can equally be achieved through electromagnetic means. In comparing the studies, it is evident that both trituration and serial dilution changes the physico-chemical properties of the solvent to produce distinct medicines.

Conclusions: The meta-analysis supports the conclusion that different potentiation methods result in medicines with different physico-chemical properties. One can also conclude that NMR Spectroscopy is a valuable tool in assessing the physico-chemical effect that potentiation methods have on the lactose and water/ethanol bases utilised in the manufacture of homeopathic medicines. It works well to study a single compound and is not adapted to the investigation of a complex mix of different substances. NMR may be used for low potencies and only with the best available instrument. Other references, Weingärtner¹⁴⁸, Williams¹⁴⁹, Barnard¹⁵⁰, Young¹⁵¹, Sach¹⁵², Bol¹⁵³, Aabel¹⁵⁴, Milgrom¹⁵⁵, Anagnostatos¹⁵⁶, Bellavite¹⁵⁷, Smith¹⁵⁸, Antonchenko¹⁵⁹, Shaw¹⁶⁰.

¹⁴¹ Hofmeyr, D. (2004). A Nuclear Magnetic Resonance study of potencies of Natrum muriaticum 15CH prepared by trituration and succussion versus Natrum muriaticum 15CH prepared by succussion alone. Department of Homeopathy, Durban, Durban Institute of Technology. **Master's Degree in Technology: Homeopathy: 57.**

¹⁴² Lyell, D. (2004). An NMR study of the effect of succussion on parallel potencies of Natrum muriaticum. Department of Homeopathy, Durban, Durban Institute of Technology. **Master's Degree in Technology: Homeopathy: 51.**

¹⁴³ Botha, I. (2005). A comparative study of the nuclear magnetic resonance spectra of Kalium Bichromicum 2CH manufactured from 3CH and 4CH triturations respectively. Department of Homeopathy, Durban, Durban University of Technology. **Master's Degree in Technology: Homeopathy: 58.**

¹⁴⁴ Erasmus, F. (2004). A comparative study of the NMR spectra of parallel potencies of Pulsatilla pratensis, prepared according to Hahnemannian and Anthroposophical Extended Medicine methods respectively. Department of Homeopathy, Durban, Durban Institute of Technology. **Master's Degree in Technology: Homeopathy: 59.**

¹⁴⁵ Resch, G. and V. Gutmann (1987). Scientific Foundations of Homeopathy. Berg am Starnberger See, Germany, **Barthel & Barthel Publishing.**

¹⁴⁶ Anagnostatos, G. S., G. Vithoukas, et al. (1991). "A working hypothesis for homeopathic microdiluted remedies." **Berlin J Res Homeopathy 1: 141.**

¹⁴⁷ Allsopp, C. (2009). A comparative study of Hahnemannian and Radionically prepared potencies of Natrum muriaticum using nuclear magnetic resonance spectroscopy. Department of Homeopathy, Durban, Durban University of Technology. **Master's Degree in Technology: Homeopathy.**

¹⁴⁸ Weingärtner, O. (1990). "NMR-features That Relate To Homeopathic Sulphur Potencies." **The Berlin Journal on Research in Homeopathy 1(1): 61-68.**

¹⁴⁹ Williams, D. A. R. (1986). Nuclear Magnetic Resonance Spectroscopy. **Chichester, John Wiley & Sons.**

¹⁵⁰ Barnard, G. O. (1965). "Microdose Paradox - A New Concept." **Journal of the American Institute of Homeopathy 58: 205-212.**

¹⁵¹ Young, T. M. (1975). "NMR studies of succussed solutions: a preliminary report." **J Amer Inst Hom 68: 8-16.**

¹⁵² Sachs, A. D. (1983). "Nuclear magnetic resonance spectroscopy of homeopathic remedies." **J Holistic Med 5: 172-177.**

¹⁵³ Bol, A. (1997). NMR Research in Homeopathy. **HomInt R&D Newsletter. 1/97.**

¹⁵⁴ Aabel, S., S. Fossheim, et al. (2001). "Nuclear magnetic resonance (NMR) studies of homeopathic solutions." **Br Homeopath J 90: 14-20.**

¹⁵⁵ Milgrom, R., K. R. King, et al. (2001). "On the investigation of homeopathic potencies using low resolution NMR T2 relaxation times: an experimental and critical survey of the work of Roland Conte *et al.*" **Br Homeopath J 90(1): 5-13.**

¹⁵⁶ Anagnostatos, G. S. (1994). Small water clusters (clathrates) in the preparation process of homeopathy. Fundamental Research in Ultra High Dilution and Homeopathy. **P. C. Endler and J. Schulte, Kluwer Acad Publ.**

New publication in the same area:

Demangeat JL. NMR water proton relaxation in unheated and heated ultrahigh aqueous dilutions of histamine: Evidence for an air-dependent supramolecular organization of water. *Journal of Molecular Liquids* 2009;144:32-39.

B/ A new Magnetic Resonance method by K. Lenger

The “homeopathic information” in high homeopathic potencies on sugar globule could be considered as photons with frequencies in the MHz-region by scientific evidence. These photons in high homeopathic potencies were detected by two magnetic resonance-methods^{161, 162}: firstly by the modified photomultiplier-method¹⁴⁷ and secondly by the Tesla-coil method¹⁴⁸. Both methods allowed determination of physical properties of these photons: holistic, coherent quantum behavior, damping of the magnetic field by resonance effect, at least two resonance frequencies in the MHz-region, frequency spectra after being excited by one of their characteristic resonance frequencies, measurability of the degree of potencies by separation of the photons from their carrier substances alcohol or sucrose by increasing the electromagnetic fields of their resonance frequencies. A device for measuring the degree of the potencies and their resonance frequencies must be developed for quality control of them in future. Further investigations about the stability of the remedies in different media: water, alcohol, sugar, are necessary. A physical model must be developed in which way matter substance can be converted into energy, into photons by succussion in alcoholic dilutions and in triturations.

For a patient, the pathological pathways^{163, 164} can be regulated by this treatment.

C/UV – Visible spectrometry

A promising approach was reached when the dilutions were studied near the upper limit of their ultra-violet absorption spectrum (200 to 400 nm). Rao, Roy, Bell and Hoover¹⁶⁵ got some interesting recordings for ultra-molecular solutions of 3 different products selected in totally different kingdom (Natrium muriaticum, Pulsatilla, Lachesis) and were able to discriminate them at the 30C level. Similar results were equally obtained by Pollack and Wexler working on Havit, Apis mellifica and Histaminum. This method,

¹⁵⁷ Bellavite, P. and A. Signorini (2002). *The Emerging Science of Homeopathy: Complexity, Biodynamics, and Nanopharmacology*. Berkeley, USA, **North Atlantic Books**.

¹⁵⁸ Smith, C. W. and S. Best (1989). *Electromagnetic Man*. London, J.M. **Dent and Sons Ltd**.

¹⁵⁹ Antonchenko, V. and V. Ilyin (1992). "Points at issue in the physics of water and homeopathy." **Br Homeopath J** 81(2): 91-93.

¹⁶⁰ Shaw, D. (1976). *Fourier Transform Spectroscopy*. Amsterdam, **Elsevier Scientific Publishing Company**.

¹⁶¹ K. Lenger, R.P. Bajpai, & M. Drexel, Delayed luminescence of high homeopathic potencies on sugar globuli, **Homeopathy** 97,3 (2008), pp. 134-140

¹⁶² K. Lenger, Homeopathic potencies identified by a new magnetic resonance method, **Subtle Energies and Energy Medicine** 15,3, (2006), pp. 225–243.

¹⁶³ K. Lenger, R.P. Bajpai, M. Drexel, M. Spielmann & J. Ambrusch, Principal mode of action and properties of homeopathic potencies identified as photons. **63rd LMHI-World-Congress 20-24 May, 2008, Oostende, Belgium**

¹⁶⁴ K.Lenger, A physical and biochemical model of homeopathic function applied to patients with different diseases. **Subtle Energies & Energy Medicine in press 2009**

¹⁶⁵ Rao ML, Roy R, Bell IR and Hoover R. The defining role of structure (including epitaxy) in the plausibility of homeopathy. **Homeopathy** 2007; Vol 96, Issue 3:175-182.

however, proved to be highly sensitive to rather unforeseen parameters, like the time of the day. Reproducibility has not yet been possible.

In the same area Wolf U, Wolf M, Heusser P, Thyrneysen A, Baumgartner S, presented at the 65th LMHI congress the following study: Homeopathic Preparations of Quartz, Sulfur and Copper Sulfate assessed by U.V. Spectroscopy.

D/ Raman spectroscopy

Different attempts have been done to see whether a close investigation of the Raman shift could help discriminating the dilutions between themselves. Once more the operating conditions proved to be determinant: the position of the tube, recording done in a dark room and the same instrument. Under those conditions Rao¹⁴⁸ could demonstrate that the spectral peaks corresponding to different potencies of the same strain or dilutions of the same potency from different sources are different. Even if those differences are small, they look reproducible.

E/ Dynamic Electrophotonic Capture: Gaz Discharge Visualization – EPC/GDV

The introduction of the so-called EPC/GDV technique in the research on high dilutions is a somewhat accidental and unforecastable event. It results from the pioneering work of Konstantin Korotkov who developed a completely new process to analyse “the energu fields” on multiple targets thanks to the analysis of the electrophotonic glow stimulated by a train of controlled pulses of a high-tension electromagnetic field, a technique based upon the Kirlian effect. Applied to ultra-molecular dilutions by Iris Bell¹⁶⁶, very small drops of liquid (0,02cc) gave successive glow images under electric discharge, which could be further processed thanks to the elaborative software of K. Korotkov. The triple analysis of their fractality (shape), size and brightness did show different patterns which, under well selected conditions, could be species-specific, and Iris Bell discovered that a high dilution of Natrium muriaticum had definitely a different overall dinger-print than its original solvent (ethanol in that particular case). It is most likely that this innovative technique might open perspectives in dilution research.

F/ Calorimetric and Electric Measurements

In a completely different field, Elia and al¹⁶⁷ were able to show that when a high dilution was mixed with an acid or a base, the heat release was much more important than it should be for a standard reference. He claimed that this was due to the fact that, in the case of high dilutions, an excess of energy was basically needed to “rupture” intrinsic structures (so-called dissipative structures) resulting to their preparation.

¹⁶⁶ Bell IR, Lewis DA, Brooks AJ, Lewis SE and Schwartz G. Gas Discharge Visualization Evaluation of Ultramolecular Doses of Homeopathic Medicines under Blinded, Controlled Conditions. *J. Altern. And Compl. Med.* 2003; Vol 9 n°1:25-38.

¹⁶⁷ Elia V, Niccoli M. New physico-chemical properties of Extremely diluted aqueous solutions. *Journal of Thermal Analysis and Calorimetry*, 2004; 75:815-836.

Similar discrepancies were also observed by Elia¹⁶⁸ when he measured the electric conductivity of high dilutions, an observation which was shared by Zacharias¹⁶⁹ and his group in Brazil when they compared succused high dilutions of Vincristine sulfate an inert solvent.

Another interesting approach in the field of electric measurements is opened by the use of Impedance spectroscopy. In that particular technique the behavior of a dilution is assessed as a dielectric medium in low frequencies and some preliminary research (Monod – Cemagref) did show that the loss angle (Tg delta) and the dielectric constant are substantially different from one dilution to its original solvent.

Another team^{169a} published a paper on the “Effect of dielectric dispersion on potentised homeopathic medicines” and concluded that using this method it is possible to identify each homeopathic remedy in a solution even above Avogadro number.

G/ Thermoluminescence (abstract Prof. Louis Rey)^{170,171}

Low-temperature thermoluminescence is a very sensitive investigation tool and, for instance, could discriminate very easily different highly diluted alumina colloids which could not be distinguished by classical chemical analysis. On that base this method was used to study inter alia, potassium dichromate, sodium chloride and lithium chloride preparations made in D₂O. For potassium dichromate, the experiments carried out with Ilse Muchitsch and Michael Frass showed very clearly that their “finger prints” were totally different from the one of the heavy water alone even in dilutions above Avogadro number.

Conclusions:

This rapid survey of investigations performed on ultra-molecular dilutions by different physical methods confirms that it is now well proven that even beyond Avogadro number they are, indeed, totally different from their pure solvent and also specific to the precise chemicals dissolved at the initial state of their preparation. Each dilution has its own personality and can be identified by its own “finger-print”. Complex fluids carry much more information than could be expected and this provides a strong, positive background to homeopathy.

To explain the clinical facts even in very high dilutions and potentisations (remember that only 25% of the daily delivery of homeopathic medicines in a pharmacy - 75% being at molecular level), another scientific paradigm is needed. For many years another scientific paradigm exists, the paradigm of *body signifiers*¹⁷². As such a scientific frame exists and the nature of the homeopathic medicine begins to be understood and even identified.

¹⁶⁸ Elia V, Elia L, Cacace P, Napoli E, Niccoli M, Savarese F. Extremely diluted solutions as multi-variable systems. A study of calorimetric and conductometric behaviour as function of the parameter time. *Journal of Thermal Analysis and Calorimetry*. 2006;84:317-323.

¹⁶⁹ Holandino C, Harduim R, Feo da Veiga V, Garcia S, Zacharias CR. Modeling Physical-Chemical Properties of High Dilutions: an electrical conductivity study. *Int J High Dilution Res*. 2008; 7(25):165-173.

^{169a} Maity T, Ghosh D, Mahata CR. Effect of dielectric dispersion on potentised homeopathic medicines. *Homeopathy*. 2010;99:99-103.

¹⁷⁰ Rey L. Thermoluminescence of ultra-high dilutions of lithium chloride and sodium chloride. *Physica A: Statistical Mechanics and its Applications* 2003;Vol 323:67-74

¹⁷¹ Rey L. Can low-temperature thermoluminescence cast light on the nature of ultra-high dilutions? *Homeopathy*. 2007;96:170-174.

¹⁷² Bastide M. et Lagache A, *Revue Intern. Systémique*, 1995 ;9 :237-249 and *Altern Ther Health Med*. 1997 ;3 :35-9.

CHAPTER VIII

Homeopathy in veterinary practice

The advantages of the analysis of results in veterinary practice are various. The environment where animals are living can be considered as stable and very similar for all the animals considered. Studies on large animal cohorts are easier to realise than for human. A double-blind design is easier to be obtained. Placebo effects are minimize.

Of course the number of surveys is still few, but for two diagnoses, sufficient studies are published and reproduced; a **“level of evidence I”** could be obtained very soon.

These two considered diagnoses are infertility in cows (159, 160, 161) and mastitis in cows (162, 163, 170a). These two problems have important consequences for public health; antibiotics (normally prescribed for mastitis) can be found, as residues, in the food chain. Therefore, the milk produced must be destroyed; the economic consequences for the sector are very important. Moreover, homeopathic treatment is the only one authorized by the European authorities in the framework of biological breeding. About efficacy, Homeopathy and antibiotic treatment of mastitis don't differ that much.

Other results are coming from another farming activity: chickens are very sensitive to stress, when stressed, they are picking each other resulting in important losses in the production (164). The same happens for turkeys, they are very sensitive to haematomas caused by shocks during transportation. This problem can be reduced with 30% with homeopathic treatment. The problem of regulation of sexual hormones of sows in farms (165) is important for the farmer and for the cost in pig production; homeopathy can offer a solution without “ethical” problem or risks for the consumers.

This type of research will be extended in the coming years.

(159) Aslan S, Findik M, Kalender H, Celebi M, Izkür H, Handler J (2000). Verbesserung der postpartalen Fertilität von Kühen durch Pulsatilla miniplex (Improvement of cows by Pulsatilla miniplex). *Wiener Tierärztliche Monatsschrift* **87**:359-362.

(160) Sekular PS, Dakshinder NP, Sarode DB, Rode AM, Kothedar MD (2000). Evaluation of homeopathic drugs in hypogalactia of cows. *Indian Veterinary Journal* **77**:813-814.

(161) Williamson AV, Mackie WL, Crawford WJ, Rennie B (1991). A study using Sepia 200c given prophylactically postpartum to prevent anoestrus problems in dairy cows. *British Homeopathic Journal*, **80**:149-156.

(162) Searcy R, Reyes O, Guajardo G (1995). Control of subclinical bovine mastitis. Utilization of a homeopathic combination. *British Homeopathic Journal* **84**:67-70.

(163) Varshney JP, Naresh R (2005). Comparative efficacy of homeopathic and allopathic systems of medicine in the management of clinical mastitis of Indian dairy cows. *Homeopathy*, **94**:81-85.

(164) Filliat C. Particularité de l'utilisation de l'homéopathie en production avicole. *Annals of the “Entretiens Internationaux de Monaco 2002”*, 5-6 October 2002. <http://www.giriweb.com>.

(165) Riaucourt A. L'Exemple de la Filière Porcine. *Annals of the “Entretiens Internationaux de Monaco 2002”*, 5-6 October, 2002. <http://www.giriweb.com>.

Examples of recent (2006-2010) veterinary homeopathic publications:

- (166) Chaudhuri S, Varshney JP. Clinical management of babesiosis in dogs with homeopathic *Crotalus horridus* 200C versus allopathy. *Homeopathy*. 2007;96:90-94.
- (167) Varshney JP. Clinical management of idiopathic epilepsy in dogs with homeopathic *Belladonna* 200 C: A case series. *Homeopathy*. 2007;46-48.
- (168) Lira-Salazar G, Marines-Montiel E, Torres-Monzon J, Hernandez-Hernandez F, Salas-Benito JS. Effects of homeopathic medications *Eupatorium perfoliatum* and *Arsenicum album* on parasitemia of *Plasmodium berghei*-infected mice (Malaria). *Homeopathy*. 2006;95:223-228.
- (169) Rajkumar R, Srivastava SK, Yadav MC, Varshney VP, Varshney JP, Kumar H. Effect of a Homeopathic complex on oestrus induction and hormonal profile in anoestrus cows. *Homeopathy*. 2006;95:131-135.
- (170) Berchieri A, Turco WCP, Paiva JB, Oliviera GH, Sterzo EV. Evaluation of isopathic treatment of *Salmonella enteritidis* in poultry. *Homeopathy*. 2006;95:94-97.
- Aboutoul R. Snake remedies and eosinophilic granuloma complex in cats. *Homeopathy*. 2006;95:15-19.
- (170a) Werner C, Sobiraj A, Sundrun A. Efficacy of homeopathic and antibiotic treatment strategies in cases of mild and moderate bovine clinical mastitis. *Journal of Dairy Research*. PubMed 2010.

2008 – 63rd LMHI congress' proceedings

- Magnani P, Conforti A, Bellavite P. Effects of homeopathic drugs on the anxiety-like behaviour in mice. Blind design, Diazepam and placebo controlled./
- Boujedaini N. Action de *Gelsemium sempervirens* sur la synthèse d'allopregnanolone. Blind design versus placebo./
- Castilhos. Effect of the *Arnica Montana* 200CH followed by *Medicago Sativa* 6CH and *Calcarea Phosphorica* 6CH usage in the feed consumption and weight gains of goat weaned kids. Double-blind placebo controlled trial./
- Weber S, Endler PC, Welles SV, Suanjak-Traidl E, Scherer-Pongratz W, Frass M, Spranger H, Peithner G, Lothaller H. Thyroxine 30X, Electromagnetic field influence (microwave, mobile phone, x-ray) and highland frogs. Multi-centric, blinded controlled study on 2980 animals./
- Payen L. The effect of the homeopathic drug PVB® *Phytolac* in mastitis of cows. Preventive double-blind design on 187 cows./
- Issautier. Prevention of cold-intolerance in Guinea Fowl by homeopathic treatment and analysis of its effects. Single-blind study on 10.640 animals, homeopathy versus allopathy./
- Peychev L. Changes in rat's learning and memory after a long treatment with four homeopathic medicines. Placebo-controlled study on 130 animals./
- Sommer MA, Blaha T. Epidemiological investigations on the use of homeopathic remedies in swine under special consideration of the comparison of homeopathic and antimicrobial therapies. Open study including 36 sows./
- Zalla Neto R, Bonamin LV. Lymphoid response and granuloma development in mice inoculated with BCG and treated with Thymulin in homeopathic preparations.

- (171) Soto FRM & all. A randomized controlled trial of homeopathic treatment of weaned piglets in a commercial swine herd. *Homeopathy*. 2008;97:202-205.
- (172) Zacharias F & all. Effect of homeopathic medicines on helminth parasitism and resistance of *Haemonchus contortus* infected sheep. *Homeopathy*. 2008;97:145-151.
- (172a) Klocke P, Ivemeyer S, Butler G, Maeschli A, Hail F. A randomized controlled trial to compare the use of homeopathy and internal Teat Sealers for the prevention of mastitis in organically farmed dairy cows during the dry period and 100 days post-calving. *Homeopathy*. 2010;99:90-98.
- (172b) Camerlink I, Ellinger L, Bakker EJ, Lantinga EA. Homeopathy as replacement to antibiotics in the case of *Escherichia coli* diarrhea in neonatal piglets. *Homeopathy*. 2010;99:57-62.
- (172c) Magnani P, Conforti A, Zanolin E, Marzotto M, Bellavite P. Dose-effect study of *Gelsemium Sempervirens* in high dilutions on anxiety-related responses in mice. *Psychopharmacology* 2010;210:533-545.

CONCLUSION

Today an overview of all veterinary clinical research in homeopathy has been facilitated by the creation of an International DATABASE located at the Karl and Veronica Carstens Stiftung in Essen Germany. www.carstens-stiftung.de/clinresvet/index.php

In the presentation of this database in a Journal (Homeopathy (2010);99:189-191) this database is presented as a tool enabling researchers and veterinarians, skeptics and supporters to get a quick overview of the status of veterinary clinical research in homeopathy and alleviates the preparation of systematical reviews or may stimulate reproduction or even new studies.

The database contains about 200 entries of randomized clinical trials, non-randomized clinical trials, observational studies, drug provings, case reports and case series. Twenty-two clinical fields are covered and eight different groups of species are included.

This databank will be updated regularly and consultation is free of charge. Do not hesitate to control the value of homeopathy through veterinary clinical research by consulting this database.

CHAPTER IX

Questioning homeopathic medicines

Considering the individualized patient's approach of Homeopathy, the scientific framework is much broader than could be expected. Homeopathic M.D. are mostly focused on research about individualization, similarity and globality. It does not exclude research on some diagnoses and a lot of indications are reaching a **IIIb level of evidence** and would be further considered for more research.

Examples without reference are from the **63rd LMHI congress on Evidence Based Homeopathy (2008)**; later publications are referenced:

Agro-Homeopathy :

Tichavsky R. Perspectives of Agro-homeopathy and overview of results. Proceedings 64th LMHI congress.

Allergology:

Flitchev S, Nestorov I, Groudev D, Ivanov M. Les possibilités de l'homéopathie dans la prévention et dans le traitement de l'**asthme** chez des enfants atopiques. Etude prospective incluant 64 enfants.

Jurj G. Homeopathic treatment of **atopic dermatitis** in children. Prospective study on 35 patients.

Kekata M, Villano G, Ben Salah-Mezghanni S, Pellegrini A, Hayouni A, Mtiraoui A. **Asthme allergique** et thérapeutique homéopathique. Prospective study on 6 patients.

Macri F. Medical audit of paediatric patients with **allergic disorders**. Comparison study of two groups, 52 patients treated with allopathy, 50 patients treated with homeopathy.

Marijnen P, Fayard AL. Hypericum perforatum et **Lucite estivale** bénigne: de l'observation vétérinaire à l'indication thérapeutique. Preventive, prospective, multi-centric study on 105 patients.

Popowski P. **Dermatite atopique** et recherche clinique en médecine ambulatoire. Retrospective study on 27 patients.

Vander Brempt X, Cumps J, Capieaux E. Efficacité clinique de 2LALERG dans le **rhume des foins**. Double-blind placebo controlled study on 41 patients.

Dentistry :

Camacho C, Lozano S, Melo M, Pedraza C, Vanegas S, Benitez G, Palencia R, Revelo I. Effectiveness of homeopathic medicine Arnica 7CH versus Naproxen® on **post operative extraction of third molar** including pain relief (15 patients).

Clercq JM, Capieaux E, Jenaer M. Micro-immunotherapy applied to **paradontal diseases**. Follow-up of 20 patients.

Jussara Diffini SM. **Oral health** of 6 to 14 year-old children treated with allopathy and homeopathy. Comparison study on 599 children.

Jussara Diffini S.M. Evaluation and comparison of **salivary conditions** of children with respiratory problems treated with allopathic and homeopathic medications. Comparison study on 90 patients.

Tiba H, Contin I, Itagaki C, Wierzchon LM, Fachada AP, Feighelstein GM. Application of the homeopathy in patients of TMD (**Temporo Mandibular Disorders**) and Orofacial Pain. Follow-up of 50 patients.

Dermatology:

Chakraborty D, Chakraborty T, Das S, Sengupta J. A Randomized Double Blind Clinical Trial of A Homeopathic Medicine In The Treatment of **Trophic Ulcer** and Neuropathy in Leprosy. *Indian Journal of Research in Homeopathy*. Vol 3,N°4, October-December 2009;54-65. Follow-up of 160 patients.

Chandrasekhar Goda & all. Role of homeopathic treatment in **scabies infection** in advasi children attending resident schools. Prospective, randomized, placebo controlled study on 300 children. *Indian Journal of Research in Homeopathy*. Vol 4 N°2 April-June 2010 p 33-40.

Geriatric:

Teut M, Lütke R, Willich SN, Witt CM. Homeopathic treatment of elderly patients – A prospective observational study with 2 years follow-up of 83 patients. Proceedings 64th LMHI congress.

Gynecology:

Berrebi A, Parant O, Ferval F, Thene M, Ayoubi JM, Connan L, Belon P. Traitement de la douleur de la **montée laiteuse**, non-souhaitée, par homéopathie dans le post-partum immédiat. *J. Gynecol Obstet Biol Reprod* 2001 ;30 :353-557.

Chiche JL. Actea Racemosa 30CH dans la **dystocie cervicale** pendant l'accouchement. Etude sur 24 parturiantes.

Dungler T, Colas A. Sanguinaria Canadensis 7CH in the treatment of **flushes**. Study including 87 patients.

Honneger F, Lavallee V, Aguerre C, Cresp C, Desmonty-Minjon ML, Doussin-Dirks A, Ducos-Klingebiel S, Leblanc-Lebarazer A. **Mycoses vaginales récidivantes** et traitement homéopathique: un travail prospectif sur 13 patients.

Masson JL, Colas A. Prise en charge homéopathique des **bouffées de chaleur chez la femme ménopausée**. Prospective, multi-centric study on 438 patients. *Homeopathy* 2008 ;97(1) :10-15.

Roca M. Treatment of **Prolactinoma** with homeopathy. Follow-up of 16 patients.

Shangloo GK. Evidence Based Medicine – Homeopathic cure to **uterine fibroid and ovarian cyst**. Follow-up of 123 patients.

Shukla P. Evidence Based Study on **breast lumps** and homeopathic management. Follow-up of 480 patients.

Cardigno P. Homeopathy for the treatment of menstrual irregularities: a case series. *Homeopathy*. 2009;98:97-106.

Hormonology :

Grelle L.C.E. Homeopathic treatment of subclinical **hypothyroidism**. Prospective follow-up of 5 patients.

Baroli A. Micro-immunotherapy applied to auto immune thyroid pathologies: clinical cases of **chronic thyroïditis**. Follow-up of two patients.

Infectiology:

Arjoun H, Démonceaux A, Monastiri K. Les **bronchiolites du nourrisson** et l'homéopathie. Etude comparative allopathie-homéopathie sur 40 cas.

Bahloul H, Musial E, Mahfoudh A. Traitement homéopathique de la **varicelle** de l'enfant. Etude comparative de l'évolution de 16 enfants et la littérature.

Derbel, Belkadhi M, Villamo G, Mtiraoui A. **Rhinopharyngites** à répétition chez l'enfant, prise en charge en homéopathie. Etude prospective de 25 cas.

Fayard AL. Traitement de l'**irritation oculaire** par un collyre homéopathique associant Euphrasia, Calendula et Magnesia Carbonica (Homeoptic®). Placebo controlled study on 31 patients.

Rusev DS, Petrova G. Sulfur iodatum – Subsidiary homeopathic medicine on **infectious diseases** of children. Follow-up of 24 children with long lasting fever of unknown origine.

Nyapati SR, Punyamurty HM, Jani D. Non-surgical intervention in **nasal sinus polyp** and treatment by homeopathy. A retrospective and comparative study. Proceeding 65th LMHI congress.

Witt CM, Lüdtke R, Willich SN. Homeopathic treatment of patients with **chronic sinusitis**: A prospective observational study with 8 years follow-up. *BMC Ear Nose Throat Disorder*. 2009;9(1):7.

Chaturbhujaya Nayak & all. A multicentric open clinical trial to evaluate the usefulness of 13 predefined homeopathic medicines in the management of **acute rhinitis** in children. (638 children) *Indian Journal of Research in Homeopathy Vol 4, N°2, April-June 2010 p 23-32*.

Nephrology:

Singh A. **Renal failure**: can dialysis be stopped? Proceeding 65th LMHI congress.

Neurology:

Adler UC, Paiva NMP, Cesar AT, Adler MS, Molina A, Padula AE, Calil HM. Individualized homeopathic medicines versus fluoxetine for the acute treatment of adults with **depression**: double-blind randomized non inferiority trial on 59 patients.

Bolognani F, Mendes F, Kede J, Mendes P. Homeopathy and **muscular dystrophy** (Duchene, Becker, Limb Girdle, Steiner). Study on 242 patients.

Bolognani F, Mendes M, Mendes A, Kede J, Maia A. Relation between plumbum metallicum and **Progressive Spinal Amiotrophy** in Brasil. Study on 44 patients.

Bolognani F, Mendes D, Martins S, Maia A, Serpa C, Damasceno A, Fonseca G, Teixeira M, Durao F. **Attention Deficit Hyperactivity Disorder** in relation with Zincum metallicum. Study on 33 patients.

Damaceno AMG, Bolognani F, Xavier MF, Mendes AP, Serpa C. Homeopathic therapy on a study of **Infantile Cerebral Palsy**. 9 years follow-up of 275 patients.

Fonseca GR, Bolognani F, Durao F, Souza K, Acioly M, Bagarollo M. Study of homeopathic medication effects on cognitive and motor performance in **autistic children**. Follow-up of 7 children with a comparison group of 23 children.

Kivellos S, Papatriantafyllou J, Papilas K, Karagerogiou K, Vithoukias G. Practicing classical homeopathy in a headache clinic of a major public hospital in Athens, Greece. Four years experience treating **migraine** patients. Follow-up of 36 patients.

Maia AP, Bolognani F, Mendes F, Fonseca G. The effect of homeopathic treatment in controlling **aggressiveness** in patients with cerebral palsy. 9 years follow-up in 57 patients.

Martins S, Bolognani F, Maia AP, Fraga CS, Mendes M. **Choreo Athetosis** condition and homeopathy. Follow-up of 75 patients.

Mateescu RA. **Attention Deficit Hyperactivity Disorder** in children and homeopathic treatment. Follow-up of 15 children.

Mendes MFX, Carillo Jr R, Gosik MS, Bolognani FA. **Parkinson's disease** and homeopathic therapy (serotonin). Follow-up of 4 patients.

Naghiu NR. Homeopathic treatment and family input in treatment of **autism**. Prospective study on 118 patients.

Serpa C, Bolognani F, Martins S, Mendes F, Maia AP, Fonseca G. Influence of homeopathic drug on **cognition** of patients with cerebral palsy. Follow-up of 275 patients.

Teixeira MIM, Bolognani F. **Spastic condition** and Homeopathy. Retrospective study on 54 patients.

Roberfroid M, Cumps J, Henry MF, Jenaer M. Micro-immunothérapie et traitement de la **sclérose en plaque**: résultats d'une évaluation clinique de 59 patients.

Naudé DF, Couchman IMS, Maharaj A. Chronic primary **insomnia**: Efficacy of homeopathic simillimum. Randomized, double-blind, placebo-controlled study on 30 patients. *Homeopathy*. 2010 ;99 :63-68.

Bell IR and al. Measurable effects of homeopathic medicines in **Insomnia**. Double-blind, placebo-controlled study on 54 patients. *Sleep Medicine doi*. 10.1016/j.sleep.2010.03.013

Oncology:

Pevenage S. Expériences pratiques vétérinaires en oncologie en utilisant 2LC1 en association avec les traitements conventionnels. Follow-up de 15 cas.

Schlappack O. Homeopathic treatment of radiation-induced itching in breast cancer patients. A prospective observational study. *Homeopathy*. 2004;93:210-215.

Pediatric:

Kruse S, Abendroth K, Schetzek S, Dorcsi-Ulrich M. Complementary homeopathic therapy in the neonatological intensive care unit as observed in 25 patients presenting intracerebral hemorrhage third degree. Proceedings 64th LMHI congress.

Kruse S, Abendroth K, Schetzek S, Dorcsi-Ulrich M. Complementary homeopathy in pediatric oncology. Proceedings 64th LMHI congress.

Pharmacology :

Goyens M. Rules of Good Practice in Pharmacy.

Hendrickx J. Internal Quality Standards and Methods for Homeopathic Medicinal Preparations in Pharmacies.

Mouyart MA. A list of first safe dilutions, a tool for all.

Sollie P. Availability and accessibility of raw materials and stocks. Problems in the daily pharmaceutical practice.

Rheumatology :

Relton C, Smith C, Raw J, Walters C, Adebajo AO, Thomas KJ, Young TA. Healthcare provided by a homeopath as an adjunct to usual care for Fibromyalgia (FMS): results of a pilot RCT. *Homeopathy*. 2009;98:77-82.

Witt CM, Lüdtke R, Baur R, Willich SN. Homeopathic treatment of patients with chronic low back pain: A prospective observational study with 2 years' follow-up. *Clinical Journal of Pain*. 2009;25:334-339.

Traumatology – Toxicology :

Khuda-Bukhsh A.R. Can homeopathy ameliorate sufferings of **arsenic victims** ? A simplistic approach in management of a menacing rural health problem in India (contaminated ground water). Placebo-controlled double-blind study on 225 patients.

Dobrev K. La place de l'homéopathie dans la préparation **préanesthésique et dans la période postopératoire** précoce dans département d'anesthésiologie et de soins intensifs de l'Hôpital Universitaire de Stara Zagora en Bulgarie.

Jansen JP, Bol JGB, Andringa HH. Use of homeopathy in the treatment of **post-traumatic stress disorder**. Review of results in three homeopathic practices in Gröningen. Retrospective study of 23 patients.

This list is not exhaustive. A lot of cases series are regularly published in all area of medicine. Topics are various and linked to the main questions in medicine.

CHAPTER X

Homeopathy and epidemic diseases:

History

Although its efficacy has been demonstrated in the treatment of several individuals suffering from acute or chronic diseases, a historical review shows homeopathy's greatest asset appears to be in the treatment of epidemic diseases. There are impressive examples of such broader applications of homeopathy in the 19th and 20th centuries.

The founder of homeopathy, Dr. S. Hahnemann, already developed the methodology of how to treat epidemic diseases with homeopathy. This approach he called the genus epidemicus, meaning that a treatment protocol of an epidemic disease is designed based on the collected signs and symptoms of a large group of patients. This is opposed to the treatment of non-epidemic diseases where for each different patient an individual remedy is selected based on the unique expression of the disease in the individual. In giving an historical overview on the use of homeopathy in epidemic diseases Bedayn¹⁷³ writes:

"The curative results of the genus epidemicus were so positive during the epidemics in the ensuing decades that they not only cured the majority of those affected where nothing else had worked, but they also drew international acclaim towards homeopathy, the new, the rational, medicine. There is something intrinsically powerful about the success of homeopathy in curing large populations that is undeniably attractive to anyone gifted with the power of observation, and it was through these early cures with epidemics that Hahnemann was able to quickly and widely spread the word: Homeopathy."

Using the genus epidemicus principle, homeopaths impressed the medical establishment with their results. Here are a few quotes to illustrate this:

General: "In epidemics the mortality per 100 patients is 1/2 to 1/8 in homeopathic hospitals (a century ago there were several homeopathic hospitals in the US) compared to allopathic hospitals." (Bradford, 1900)¹⁷⁴

General: "Homeopathy had become very popular in North America during its early years due to its amazing successes obtained by the 'old guard' during the epidemics - epidemics of diphtheria, scarlet fever, cholera, malaria, yellow fever." (From its Roots Upwards, Interview with *André Saine*, N.D., D.H.A.N.P., Vienna January 1994)¹⁷⁵

¹⁷³ Bedayn, Greg, 'As If One Patient', *The American Homeopath* 1998

¹⁷⁴ Dr. Thomas L. Bradford's 'The Logic of Figures ...' (1900)

¹⁷⁵ Saine, André, 'From its Roots Upwards', Interview with André Saine, N.D., D.H.A.N.P., Vienna January 1994

General: "Ever since Samuel Hahnemann homeopathy has time and again been able to successfully treat epidemics/pandemics with a small number of remedies." (Stahl, Hadulla, Richter, 2006)¹⁷⁶

Cholera: "In Russia in the years 1830 and 1831 homeopathy was used to treat 1270 cholera patients in the provinces Saratoff, Tambtoff and Twer: 1162 of those were cured, 108 died... similar rates in the results of homeopathic treatment for cholera were observed in Hungary, Mähren and Vienna." (Gebhardt, 1929)¹⁷⁷

Cholera: "When in the year 1854 cholera came to Palermo 1513 soldiers fell ill ... Of these 902 were treated with allopathy of which 386 died, a bit more than 42%; 611 were treated with homeopathy, of which only 25, so almost 4%, died. In the abovementioned years cholera also visited the Caribbean, and on the 'pearl' of these islands, Barbados, 2113 people fell ill. Of the 346 treated with allopathy 154 died, but of the 1767 treated with homeopathy only 370." (Gebhardt, 1929)¹⁷⁷

Cholera: "3% of the cholera patients under homeopathic treatment died (Cincinnati USA 1849). Mortality rate of cholera patients under allopathic treatment was 40-70%." (Humphreys 1849)¹⁷⁸

Spanish influenza: "Perhaps the most recent use of homeopathy in a major epidemic was during the Influenza Pandemic of 1918. The Journal of the American Institute for Homeopathy, May, 1921, had a long article about the use of homeopathy in the flu epidemic. Dr. T A McCann, from Dayton, Ohio reported that 24,000 cases of flu treated allopathically had a mortality rate of 28.2% while 26,000 cases of flu treated homeopathically had a mortality rate of 1.05%. This last figure was supported by Dean W.A. Pearson of Philadelphia (Hahnemann College) who collected 26,795 cases of flu treated with homeopathy with the above result." (Winston 2006)¹⁷⁹

Spanish influenza: "Homeopathy has been used with great degree of success in influenza and other epidemics for 200 years ... In 1918 flu pandemic homeopaths reported around 1% mortality in their cases, while conventional doctors were losing 30% of their patients." [www.lifemedical.us/flu] NB: The Spanish influenza virus we know now was an avian virus. Approximately 40 million people died in just 18 months.

Spanish influenza: "Dean W.A. Pearson of Philadelphia collected 26,795 cases of influenza treated by homeopathic physicians with a mortality of 1.05%, while the

¹⁷⁶ Stahl E., Hadulla M.M., Richter E., Homöopatische Behandlung der Influenza – Vogelgrippe, Allgemeine Homöopatische Zeitung, 2006

¹⁷⁷ Gebhardt, A. v., *Handbuch der Homöopathie*, Leipzig, Germany 1929

¹⁷⁸ Humphreys, F., *Cholera and its homoeopathic treatment*, New York: William Radde Publisher, 1849.

¹⁷⁹ Winston, J., *Some history of the treatment of epidemics with Homeopathy* by Julian Winston, 2006, www.whale.to/v/winston.html

average old school mortality was 30%. Explanation: conventional treatment of folks with flu caused at least 8038 deaths while the homeopaths lost only 281 patients. That is a statistically significant difference."

"Thirty physicians in Connecticut responded to my request for data. They reported 6,602 cases with 55 deaths, which is less than 1%. In the transport service (during WWI) I had 81 cases on the way over. All recovered and were landed. Every man received homeopathic treatment. One ship (using conventional therapy) lost 31 on the way. H.A. Roberts, MD, Derby, Connecticut." [Explanation: a number of homeopathic physicians served in the Armed Forces during WW1 and made use of their homeopathic training. (Dearborn, 1923)¹⁸⁰; (Dewey, 1921)¹⁸¹

Spanish influenza: "The most severe epidemic of all time was the Great Influenza Pandemic of 1918. Twenty percent of the entire world population was infected and 20-40 million people died. The epidemic was so devastating that the average lifespan in the United States was decreased by ten years. During this epidemic homeopathic medicines were used widely both for treatment and as prophylaxis. The average mortality under standard treatment ran from 2.5-10%, while 1% or fewer patients died under homeopathic treatment." (Hoover, 2006)¹⁸²

Yellow Fever in USA: "Homeopathy had become very popular in North America during its early years due to its amazing successes obtained by the "old guard" during the epidemics - epidemics of diphtheria, scarlet fever, cholera, malaria, yellow fever - especially yellow fever; the death rate for that was 55% when allopathic treatment was used, but less than 5% in cases with homeopathic treatment; and it was the same for cholera. It is here with the 'old guard' that homeopathy obtained its golden letters." ('From its Roots Upwards', Interview with *André Saine*, ND, DHANP, Vienna, January 1994.)¹⁷⁵

These are clearly impressive figures, certainly if we compare them with the results of contemporary regular treatment. Considering the advances made in conventional medicine in the past century the question arises though whether homeopathy should still play a role in treating epidemic diseases.

¹⁸⁰ Dearborn, Frederick M. MD, *American Homeopathy in the World War*; 1923

¹⁸¹ Dewey, W.A., *Homeopathy in Influenza- A Chorus of Fifty in Harmony*, *Journal of the American Institute of Homeopathy* in 1921

¹⁸² Hoover, Todd A., *Homeopathic prophylaxis*, *The American Homeopath*, October 2006

Homeopathy and Epidemic Diseases Today

Homeopathy and conventional medicine were equally well accepted by the public towards the end of the 1800s. Conventional medical doctors in the US lobbied the government in the early 1900s and legislation was passed giving them the exclusive right to diagnose and treat medical conditions. With the US taking the lead in the world, homeopathy went into a decline. Homeopathic hospitals were closed. The light of homeopathy was kept alive by smaller number of homeopaths, but many lost track of what is called Hahnemannian homeopathy and as a science little progress was made. This changed in the last decades of the 20th century. Homeopathy flourished again and especially in the treatment of chronic diseases great advances were made. If we look at homeopathy today, the use of the genus epidemicus approach for epidemic diseases is marginal. In part, this is because epidemic diseases like those mentioned above hardly play a role anymore in the West. Homeopaths that went to developing countries to help those for whom often no medical care is available at all were strongly confronted with epidemic diseases. They once again started to treat epidemic diseases and experienced how successful homeopathy still is for these conditions.

Why Homeopathy Should Play a Role in Treating Epidemics

Homeopathy does not stand in the way of effective treatment for patients but rather complements available conventional treatment.

It is not the policy of the major homeopathic organizations in the world to advice patients against the use of conventional medicine and this includes the treatment of epidemic diseases. Patients that are not on conventional therapy because their case has not reached a critical level yet are observed to get improved health and increased immunity, thus postponing the need for conventional therapy. Homeopathic treatment boosts the immune system and side-effects from conventional treatments are reduced significantly if patients also take homeopathic treatment this represents a clear win-win situation.

Conventional medical care is non-existent or limitedly available in many areas or only available to the very rich. Homeopathy can at least help this situation. Also when conventional therapy does not work anymore homeopaths have regularly observed that these patients do respond to homeopathic treatment.

Therapy resistance is an increasing problem making conventional medicine inactive and alternative approaches dearly needed. For the major epidemics in Africa - malaria, TB and HIV - this is a serious problem. The problems surrounding resistance are finding increasing acknowledgment within the healthcare community. "The threat of large-scale drug resistance is 'real and scary.' " (Marani 2007)¹⁸³

¹⁸³ Marani, Dr Lyndon, (Ministry of Health): Nairobi, 8 October 2007 (PlusNews)

EVIDENCE BASED HOMEOPATHY NOVEMBER 2010

"Resistance develops naturally, in response to the selective pressure from drugs or from the body's own immune system." (World Bank 2003)¹⁸⁴

Vaccination programmes are not available for many diseases that keep undermining the health and development of developing countries. Homeopathy can help these populations as seen before.

We suggest that homeopathy could play an important role in the treatment of these diseases and that funds would be available to further study this. The above data from history support this idea, and current observations confirm that also for the epidemics today homeopathy is still effective.

There are several reasons why the homeopathic option for epidemic diseases deserves serious consideration:

Homeopathic remedies create no side-effects

Homeopathy is safe for pregnant women, babies and elderly people

Homeopathic remedies are inexpensive

Production, storage and distribution of homeopathic remedies is simple

Homeopathy does not induce therapy resistance

Homeopathic treatment does not create more dangerous viruses and bacteria

Homeopathy has been effective in many epidemics in the past and indications are very strongly that it is effective in today's epidemics as well

To prepare future surveys Kirkby R and Herscu P published the paper "Homeopathic trial design in influenza treatment" in the Journal *Homeopathy* 2010;99:69-75 reviewing the published studies on this topic.

Some examples of contemporary publications on homeopathy in epidemic diseases:

Cholera: A pilot study of homeopathic treatment of cholera during an epidemic in Peru appeared to show that it was effective. A subsequent double blind study showed no difference between active homeopathic treatment and placebo treatment. Various technical problems were encountered¹⁸⁵. Further research is certainly needed.

We would remember here that results of such research depend largely of the sample size. Looking at childhood diarrhea Dr Jacob J. demonstrated this very well and concluded: "Previous studies have shown a positive treatment effect of individualized homeopathic treatment for acute childhood diarrhoea, but sample sizes were small and results were just at or near the level of statistical significance. Because all three studies followed the same

¹⁸⁴ World Bank, Global HIV/AIDS Program of the World Bank 17-18 June 2003.

¹⁸⁵ Gaucher C, Jeulin D, Peycru P, Pla A, Amengual C. Cholera and homeopathic medicine : The Peruvian experience. *Br.Hom.J.* 1993;82:155-163.

basic study design, the combined data from these three studies were analyzed to obtain greater statistical power.

Methods: Three double blind clinical trials of diarrhoea in 242 children ages 6 months to 5 years were analyzed as 1 group. Children were randomized to receive either an individualized homeopathic medicine or placebo to be taken as a single dose after each unformed stool for 5 days. Parents recorded daily stools on diary cards, and health workers made home visits daily to monitor children. The duration of diarrhoea was defined as the time until there were less than 3 unformed stools per day for 2 consecutive days. A meta-analysis of the effect-size difference of the three studies was also conducted.

Results: Combined analysis shows a duration of diarrhoea of 3.3 days in the homeopathy group compared with 4.1 in the placebo group (P = 0.008). The meta-analysis shows a consistent effect-size difference of approximately 0.66 day (P = 0.008).

Conclusions: The results from these studies confirm that individualized homeopathic treatment decreases the duration of acute childhood diarrhoea and suggest that larger sample sizes be used in future homeopathic research to ensure adequate statistical power. Homeopathy should be considered for use as an adjunct to oral rehydration for this illness.”¹⁸⁶

Leptospirosis: Homeopathy is associated with dramatic reduction in Leptospirosis infection in Cuban population. This publication (July 2010)¹⁸⁷ provides fascinating evidence that a highly dilute substance, prepared according to homeopathic principles, may contribute to the prevention of Leptospirosis, also known as Weil’s Disease. In Cuba, Leptospirosis is recorded by an efficient national surveillance programme. Its incidence correlates closely with heavy rainfall and subsequent flooding. In late 2007, in response to a developing epidemic, and with only enough vaccine to treat 15,000 high-risk people, the government decided to treat the entire population of the region, over one year of age, with a homeopathic medicine. This was prepared from the inactivated causative organism provided by the Cuban National Vaccine Institute. The homeopathic medicine was given to the 2.3 million population of the provinces usually worst affected. Within a few weeks the number of cases had fallen from 38 to 4 cases per 100,000 per week, significantly fewer than the historically-based forecast for those weeks of the year. The 8.8 million population of the other provinces did not receive homeopathic treatment and the incidence was as forecast. The effect appeared to be sustained: there was an 84% reduction in infection in the treated region in the following year (2008) when, for the first time, incidence did not correlate with rainfall. In the same period, incidence in the untreated region increased by 22%. “Infectious diseases are still the bane of humanity, particularly in the developing world”, states Dr Sara Eames, President of the Faculty of Homeopathy. “Anything which appears to reduce infection rates in a potentially fatal infection, particularly when it can be

¹⁸⁶ Jacobs J. Treatment of acute childhood diarrhoea with homeopathic medicine: a randomized clinical trial in Nicaragua. *Pediatrics* 1994; 93: 719-725.

Jacobs J., Jimenez M., Malthouse S., Chapman E., Crothers D., Masuk M., Jonas W.B., Acute Childhood Diarrhoea- A Replication., *Journal of Alternative and Complementary Medicine*, 6, 2000, 131-139.

¹⁸⁷ Bracho G, Varela E, Fernández R, et al. Large-scale application of highly-diluted bacteria for Leptospirosis epidemic control. *Homeopathy* 2010; 99: 156-166.

prepared and delivered quickly, safely and cost effectively, has to be taken seriously and studied further.”

Dr Peter Fisher, Editor of *Homeopathy*, notes “This is a very large study and its results, if confirmed, have huge potential impact. We need more research into the effectiveness of homeopathic preparations in preventing infectious diseases, complications, and the economic viability of a homeopathic approach.”

Influenza: Everybody is aware of the audit of the Cochrane organization about efficacy of a homeopathic medicine “Oscillococcinum” in the treatment of influenza¹⁸⁸. They updated the electronic searches on the Cochrane Central Register of Controlled Trials CENTRAL (*The Cochrane Library* Issue 1, 2006); MEDLINE (January 1966 to February 2006) and EMBASE (1980 to February 2006). The manufacturers of Oscillococcinum were contacted for information. Seven studies were included in the review, three prevention trials (number of participants (n) = 2265) and four treatment trials (n = 1194). Only two studies reported sufficient information to complete data extraction fully. There was no evidence that homeopathic treatment can prevent influenza-like syndrome (relative risk (RR) 0.64, 95% confidence interval (CI) 0.28 to 1.43). Oscillococcinum treatment reduced the length of influenza illness by 0.28 days (95% CI 0.50 to 0.06). Oscillococcinum also increased the chances that a patient considered treatment to be effective (RR 1.08; 95% CI 1.17 to 1.00). Influenza (the flu) is a highly infectious respiratory disease caused by viruses. Other than treatments for complications (such as pneumonia) conventional medical treatment is bed rest. Homeopathy is a system based on 'curing like with like', often using highly diluted substances. Oscillococcinum is a homeopathic preparation manufactured from wild duck heart and liver (common sources of influenza). It is claimed that Oscillococcinum (or similar homeopathic medicines) can be taken either regularly over the winter months to prevent influenza or as a treatment. Trials do not show that homeopathic Oscillococcinum can prevent influenza. However, taking homeopathic Oscillococcinum once you have influenza might shorten the illness, but more research is needed.

During winter 2009/2010 a flu pandemic situation was recorded and followed day by day by the W.H.O. and all national authorities. As international organization, the LMHI asked to report about the use of homeopathy during this pandemic period.

For **France**: 17 MD participated, 259 cases were collected and most prescribed (123 times) remedy was Bryonia (symptoms, including high fever and asthenia, are aggravated by motion), followed by Nux Vomica, Pulsatilla, Gelsemium, Arsenicum album, Baptisia, China, Hepar sulphur, Phosphorus, Eupatorium perfoliatum, Belladonna, Sepia, Influenzinum, etc. When the personal global (similimum) remedy was known for the patient it was almost efficient (5 times used). Most cases were solved in 2 or 3 days. Post-flu asthenia has been described and a second remedy was then needed.

For **Belgium**: 92 patients were included in this report from only 3 MDs, 38 patients were between 15 and 40 years old. Gelsemium (headache, fever, asthenia, pain in muscles and

¹⁸⁸ Vickers A, Smith C. Homeopathic Oscillococcinum for preventing and treating influenza and influenza-like syndromes. Cochrane Database of Systematic Reviews 2009, Issue 3. Art. No.: CD001957. DOI: 10.1002/14651858.CD001957.pub4

bones) and Anisum stellatum (added to the same symptoms, deep and difficult cough, the disease seems to be more aggressive in Belgium than in France, this remedy is near Bryonia for general complaints) were prescribed 27 times each, followed by Euphrasia (11 times), Arsenicum album, Baptisia tinctoria, Influenzinum, Oscilloccinum. Only two complications (bronchitis) one time easily treated with Anisum stellatum, antibiotics needed the other time. Most of cases solved in 2 or 3 days. It has been quoted that none of the patients having asked for a preventive treatment (once a week during the epidemic period) with Influenzinum, Mucococcinum or Oscilloccinum did present flu symptoms. For **Austria**: The situation was evaluated and more than 300 patients were reported from 30 MDs. 27 different remedies were used adapted to the situation. Most quoted remedies were Bryonia alba, Belladonna, Gelsemium, Influenzinum, Eupatorium perfoliatum, Arsenicum album, Oscilloccinum, Nux vomica. Several times the intake of the known global personal remedy (simillimum) was sufficient to solve the case very fast. Most of the cases were solved in the 2 or 3 following days.

Of course these flu reports are not controlled systematic recording, more systematic and structured cases 'collections would be needed to assess the real value of homeopathy in case of epidemic situation. But the daily practice includes specific attention and treatments for these cases looking at each patient' symptoms individually. More research is needed and foreseen through the activities of the ISCHI (a scientific committee dedicated to Influenza and Homeopathy). This time no real *genus epidemicus* came out very clearly even if **Bryonia** (or Anisum stellatum) and **Gelsemium** seems to be the most frequently and efficiently used remedies.

Conclusion

It would be irresponsible not to seriously investigate the observations made over two centuries by thousands of homeopaths concerning the homeopathic treatment of a wide variety of epidemic diseases.

General conclusions

- ✚ Homeopathy is mostly used in medicine in the framework of general practice (but also by gynaecologists, paediatricians, etc) and is used by patients of all ages.
- ✚ The respect for patients' rights means that the patient must be informed about all possible therapies that could be used to improve his/her health and also about the therapeutic possibilities of homeopathic medicines even when in hospital.
- ✚ The absence of a correct medical diagnosis at the start of a treatment is currently the only possible risk when using homeopathy as treatment. That is why it is necessary that medical doctors are dedicated to the practice of homeopathy.
- ✚ The **level of evidence** obtained for numerous diagnoses is sufficient to accredit homeopathic practice in the scientific framework of the general practice.
- ✚ The use of homeopathy in general practice may imply a reduction in costs for public health. These savings are coming from a reduction of prescribed conventional remedies, a reduction in the number of consultations and a reduction in the number of days absent from work
- ✚ The number of competent homeopathic physicians is not sufficient to cover the demand of the population. Therefore it is important to promote information sessions and education into homeopathy in the framework of the general practice.
- ✚ University research on homeopathy must be encouraged, stimulated and supported by the public health authorities.
- ✚ Basic research results and veterinary research results are confirming the obtained results by humans. This is a specific effect supported by a new scientific paradigm.
- ✚ The internal evidence is validating and confirming the effects of the medical homeopathic method.

The facts proposed in this report are consistent. Homeopathy must be accepted in the scientific framework of medicine, especially in the general medical practice frame. Research must be supported and amplified. Objective information is needed for patients. Education in homeopathy encouraged in the frame of medicine.